

MANITOBA MARKETS

# Hog Prices



September 10, 2024

[Click here for definitions of how data is collected and calculated.](#)

## Exchange rates (Friday close)

1 US \$ = C \$1.3545

1 EURO = C \$1.5022

1 Yen = C \$0.00950

[Data source: Bank of Canada](#)

[Click to view the interactive hog dashboards for current and historical charts.](#)

## Manitoba Weighted Average Carcass Prices (including premiums and discounts)

### All In Weights C\$/100 kg

Week	Week ending date	2024	2023	Change from Previous Week	Change from Previous Year
33	2024-08-16	249.09	268.75	-1.8%	-7.3%
34	2024-08-23	244.03	259.41	-2.0%	-5.9%
35	2024-08-30	239.00	247.07	-2.1%	-3.3%
36	2024-09-06	233.89	235.95	-2.1%	-0.9%
<b>Four week average</b>		<b>241.50</b>	<b>252.79</b>	<b>-</b>	<b>-4.5%</b>

Source: Manitoba major processors.

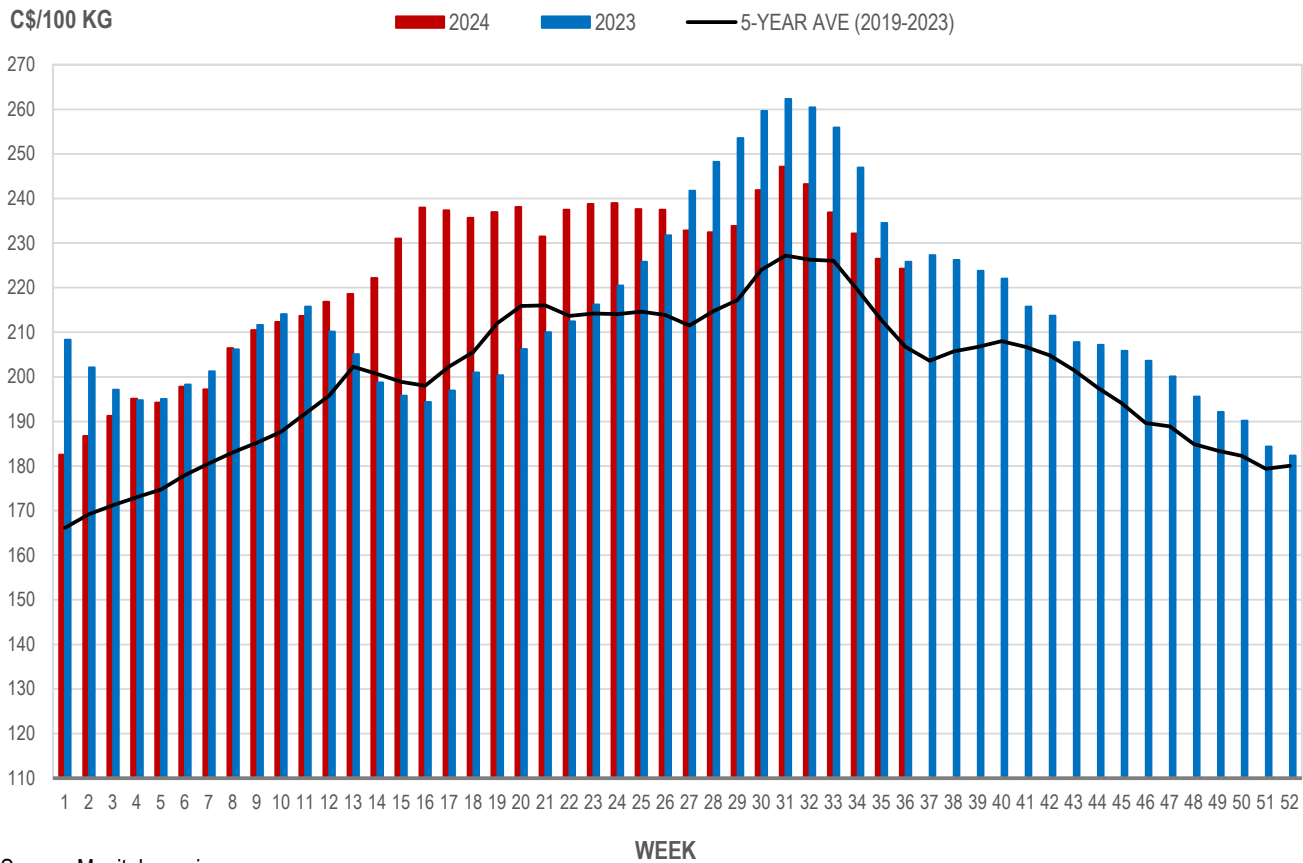


## Index 100, C\$/100 kg

Week	Week ending date	2024	2023	Change from Previous Week	Change from Previous Year
33	2024-08-16	236.92	255.90	-2.6%	-7.4%
34	2024-08-23	232.13	246.95	-2.0%	-6.0%
35	2024-08-30	226.52	234.53	-2.4%	-3.4%
36	2024-09-06	224.25	225.82	-1.0%	-0.7%
<b>Four week average</b>		<b>229.95</b>	<b>240.80</b>	<b>-</b>	<b>-4.5%</b>

Source: Manitoba major processors.

## MANITOBA WEIGHTED AVERAGE INDEX 100 HOG PRICES WEEKLY



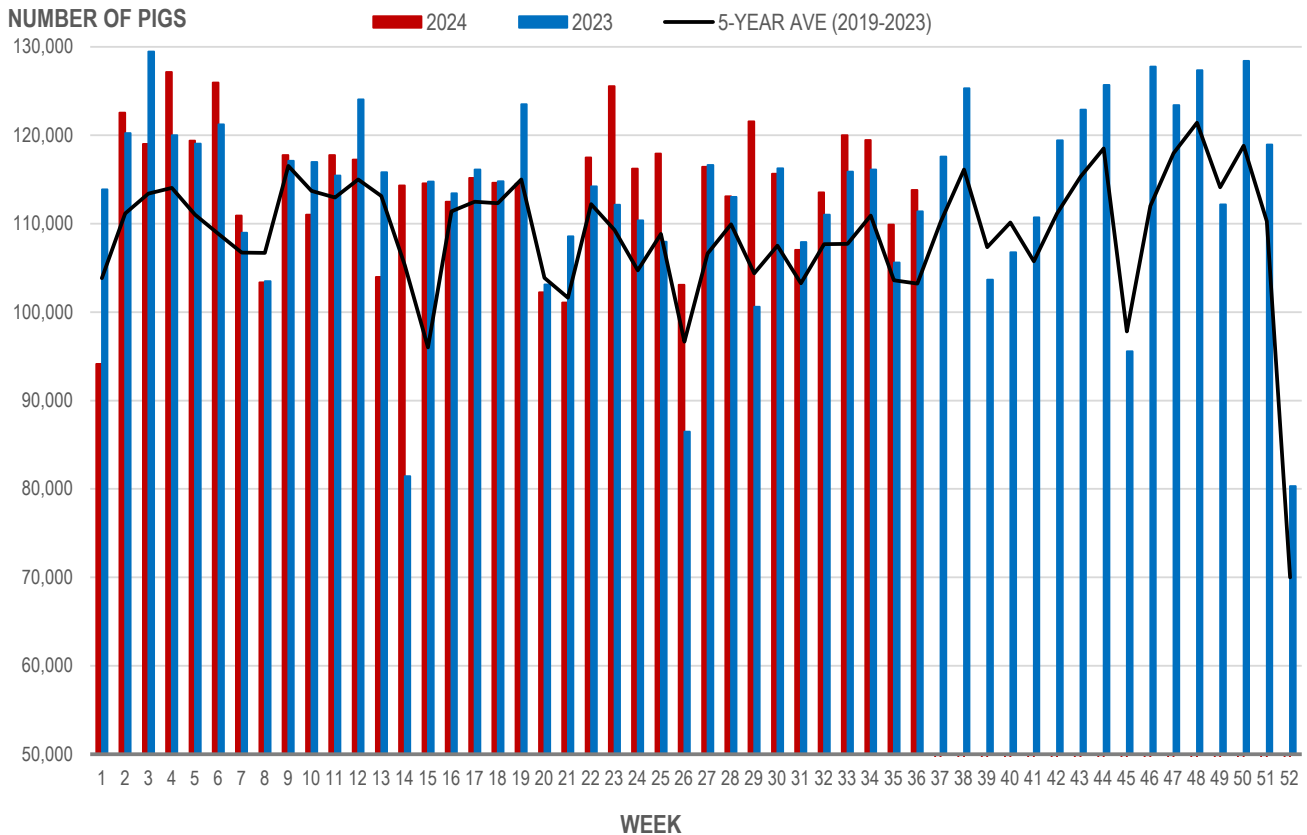
Source: Manitoba major processors

## Number of Pigs Processed by Major Processors

Week	Week ending date	2024	2023	Change from Previous Week	Change from Previous Year
33	2024-08-16	119,995	115,879	5.7%	3.6%
34	2024-08-23	119,474	116,117	-0.4%	2.9%
35	2024-08-30	109,895	105,619	-8.0%	4.0%
36	2024-09-06	113,804	111,389	3.6%	2.2%
<b>Four week average</b>		<b>115,792</b>	<b>112,251</b>	<b>-</b>	<b>3.2%</b>

Source: Manitoba major processors.

### NUMBER OF PIGS PROCESSED BY MAJOR PROCESSORS WEEKLY



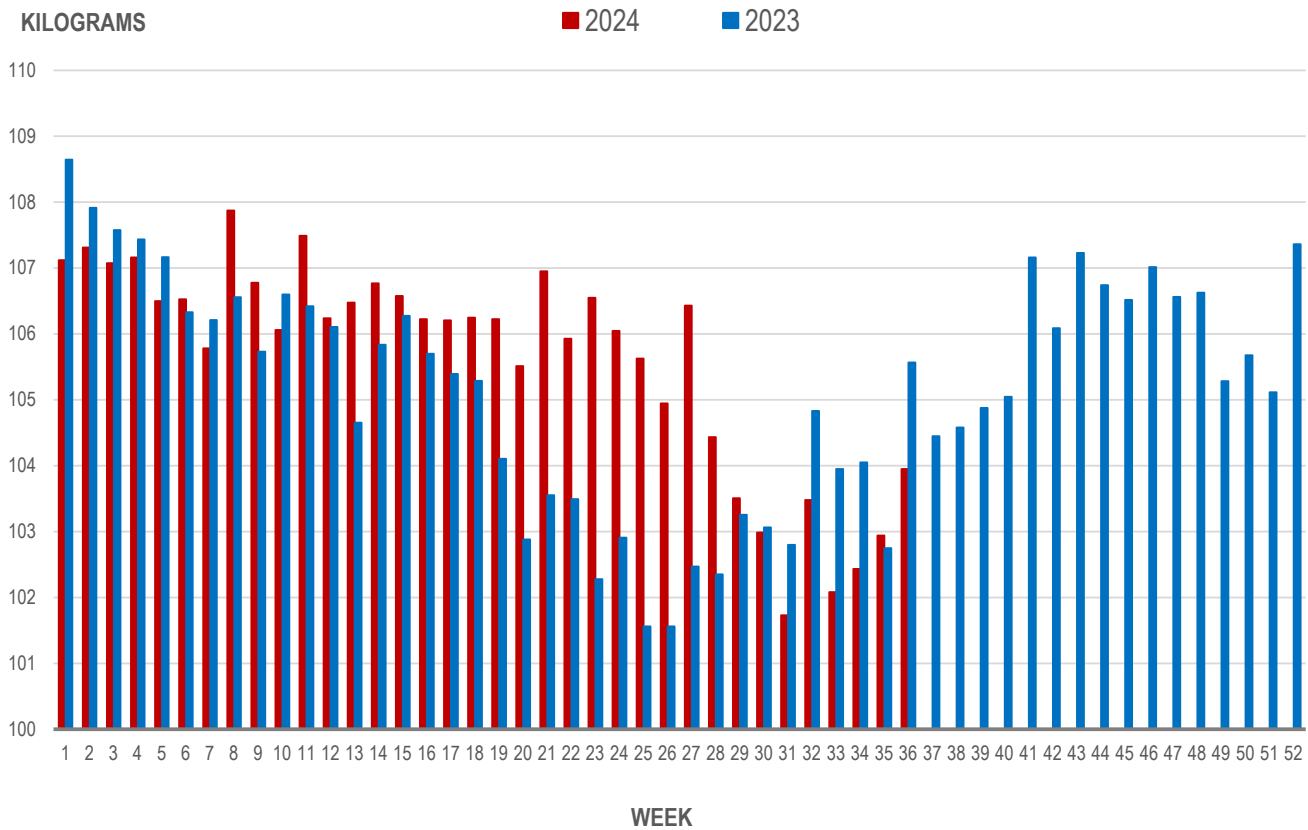
Source: Manitoba major processors

## Average Weight of Hogs Processed by Major Processors, Kg

Week	Week ending date	2024	2023	Change from Previous Week	Change from Previous Year
33	2024-08-16	102.08	103.95	-1.3%	-1.8%
34	2024-08-23	102.44	104.05	0.3%	-1.6%
35	2024-08-30	102.94	102.75	0.5%	0.2%
36	2024-09-06	103.95	105.57	1.0%	-1.5%
<b>Four week average</b>		<b>102.85</b>	<b>104.08</b>	<b>-</b>	<b>-1.2%</b>

Source: Manitoba major processors.

## AVERAGE WEIGHT OF HOGS PROCESSED BY MAJOR PROCESSORS WEEKLY



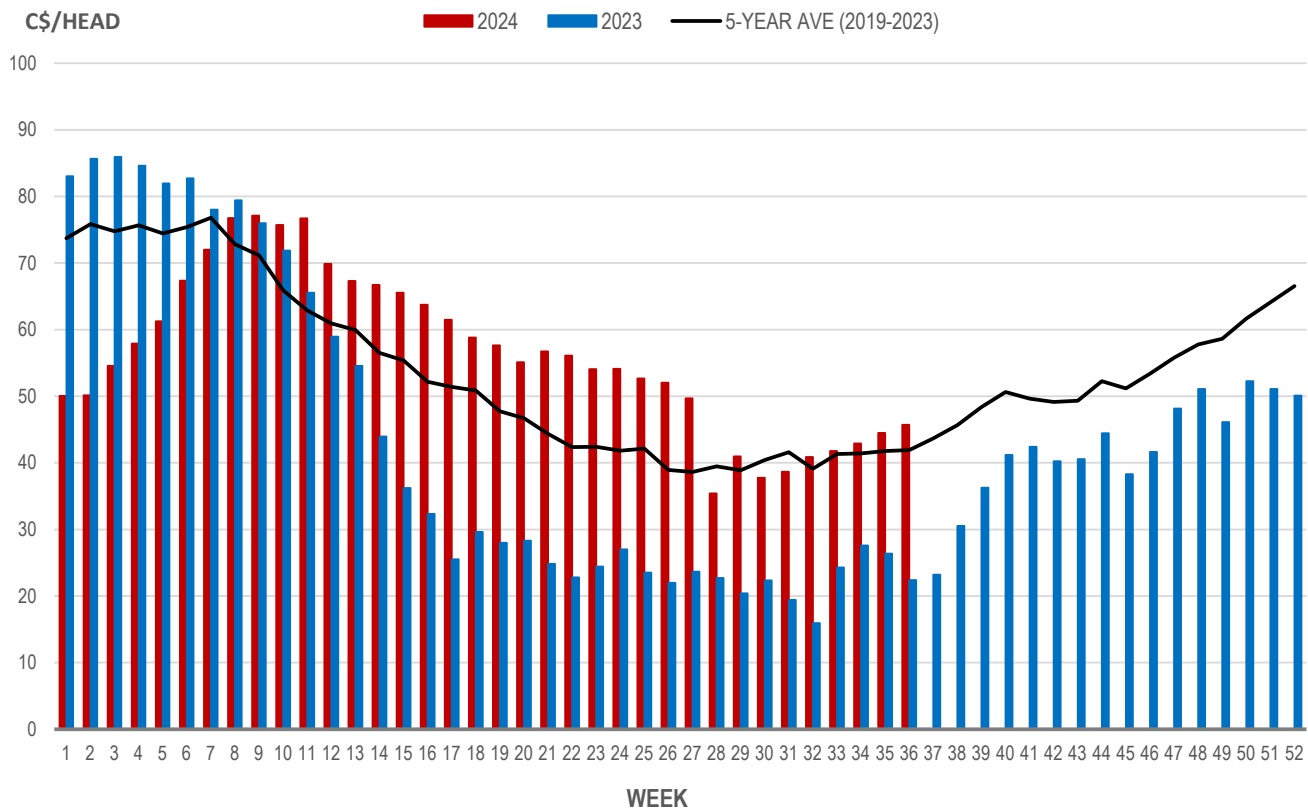
Source: Manitoba major processors

## Weaning Pigs (U.S. Total Composite Weighted Average Price per Head)

	Formula and Cash Low, US\$/Head	Formula and Cash High, US\$/Head	Wtd Avg Price, US\$/Head	Wtd Avg Price, C\$/Head
Early Weaned (10-12 lb)	25.00	55.13	33.75	45.71
Feeder Pigs (40 lb)	49.00	59.00	54.86	74.31

Source: USDA, AMS

### EARLY WEANED PIGS (U.S. TOTAL COMPOSITE WEIGHTED AVERAGE PRICE PER HEAD) WEEKLY



Source: USDA, AMS

#### Contact us

- [www.manitoba.ca/agriculture/markets-and-statistics/](http://www.manitoba.ca/agriculture/markets-and-statistics/)
- Email us at [industryintelligence@gov.mb.ca](mailto:industryintelligence@gov.mb.ca)
- Follow us on X @MBGovAg

