

MANITOBA MARKETS

Hog Prices



June 25, 2024

[Click here for definitions of how data is collected and calculated.](#)

Exchange rates (Friday close)

1 US \$ = C \$1.3702

1 EURO = C \$1.4650

1 Yen = C \$0.00860

[Data source: Bank of Canada](#)

[Click to view the interactive hog dashboards for current and historical charts.](#)

Manitoba Weighted Average Carcass Prices (including premiums and discounts)

All In Weights C\$/100 kg

Week	Week ending date	2024	2023	Change from Previous Week	Change from Previous Year
22	2024-05-31	249.97	223.04	3.1%	12.1%
23	2024-06-07	250.24	226.53	0.1%	10.5%
24	2024-06-14	251.45	231.27	0.5%	8.7%
25	2024-06-21	249.90	236.63	-0.6%	5.6%
Four week average		250.39	229.37	-	9.2%

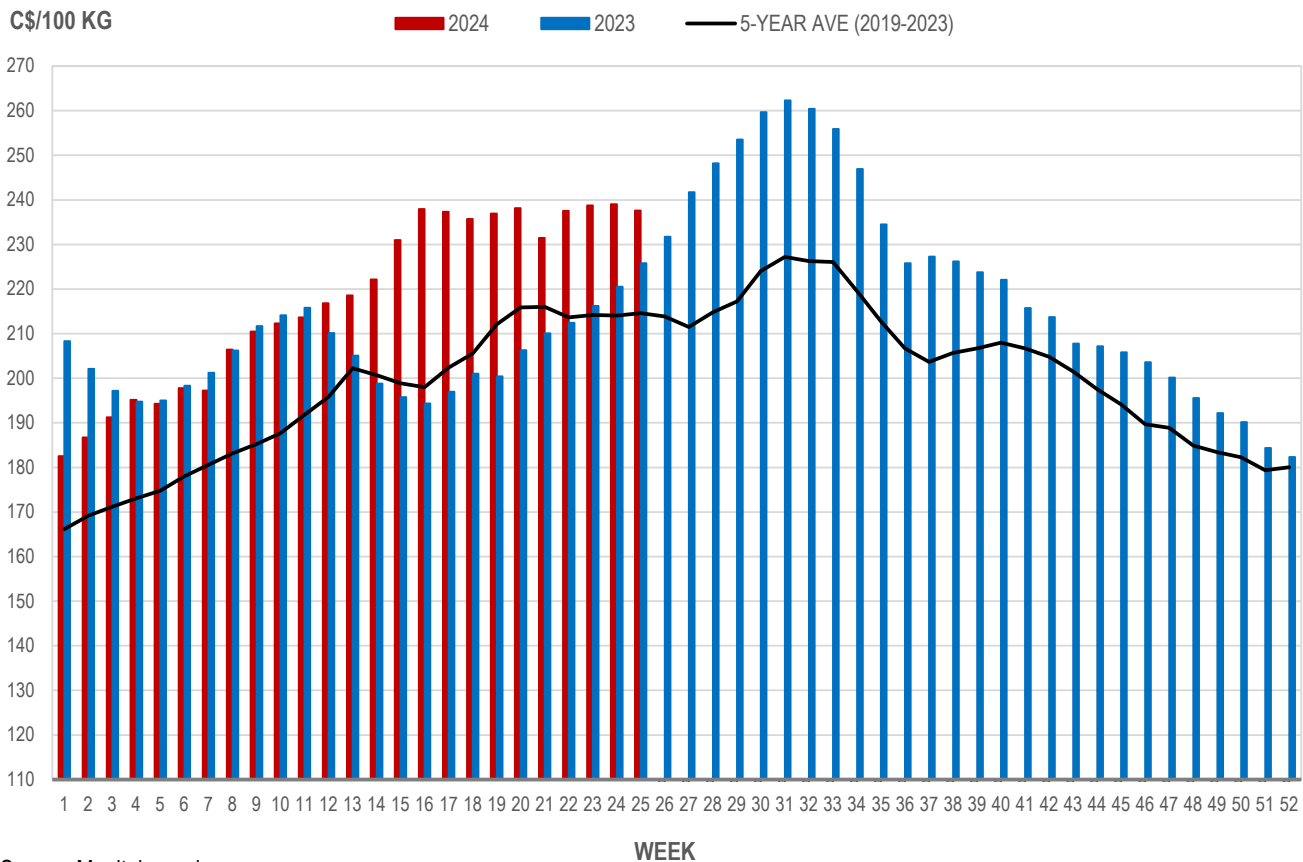
Source: Manitoba major processors.

Index 100, C\$/100 kg

Week	Week ending date	2024	2023	Change from Previous Week	Change from Previous Year
22	2024-05-31	237.52	212.43	2.6%	11.8%
23	2024-06-07	238.77	216.21	0.5%	10.4%
24	2024-06-14	239.00	220.50	0.1%	8.4%
25	2024-06-21	237.62	225.79	-0.6%	5.2%
Four week average		238.23	218.74	-	8.9%

Source: Manitoba major processors.

MANITOBA WEIGHTED AVERAGE INDEX 100 HOG PRICES WEEKLY



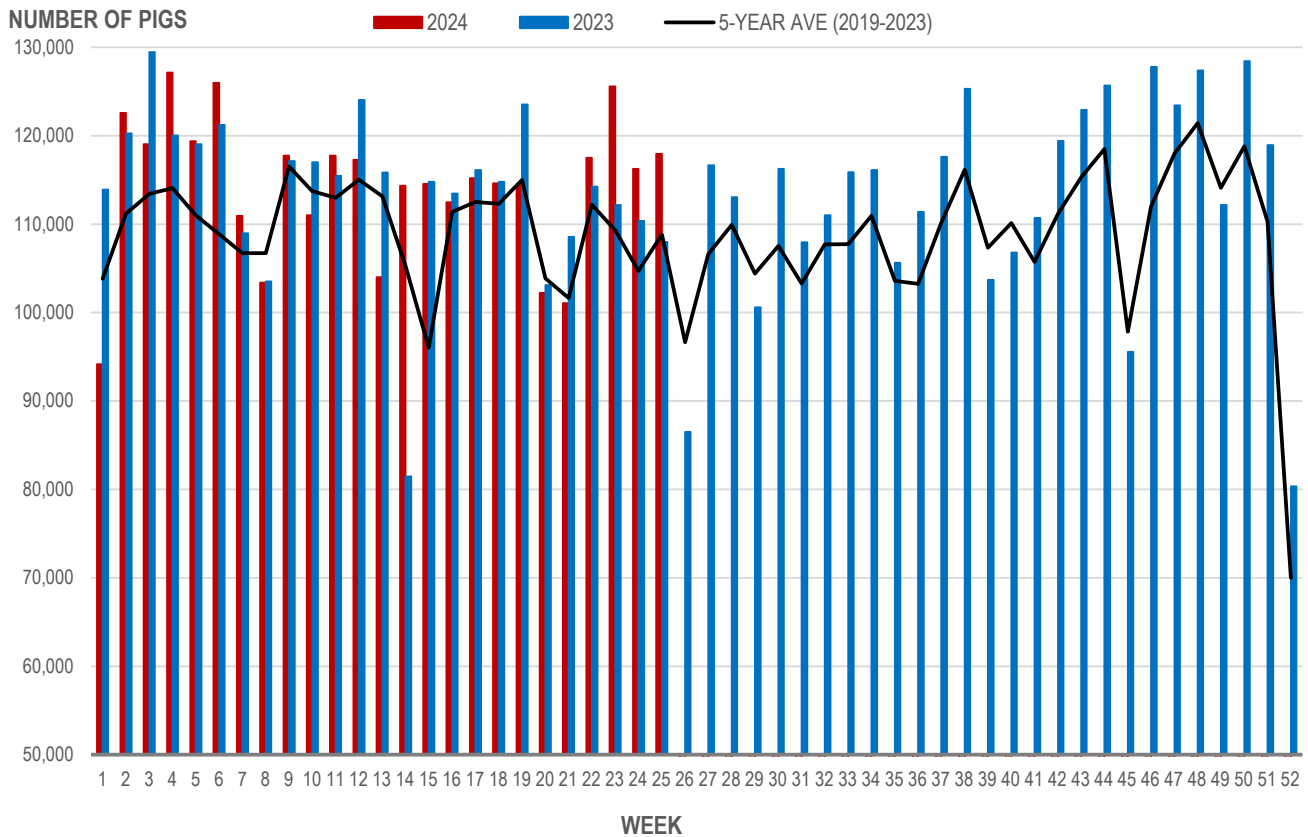
Source: Manitoba major processors

Number of Pigs Processed by Major Processors

Week	Week ending date	2024	2023	Change from Previous Week	Change from Previous Year
22	2024-05-31	117,497	114,224	16.2%	2.9%
23	2024-06-07	125,566	112,154	6.9%	12.0%
24	2024-06-14	116,231	110,359	-7.4%	5.3%
25	2024-06-21	117,939	107,972	1.5%	9.2%
Four week average		119,308	111,177	-	7.3%

Source: Manitoba major processors.

NUMBER OF PIGS PROCESSED BY MAJOR PROCESSORS WEEKLY



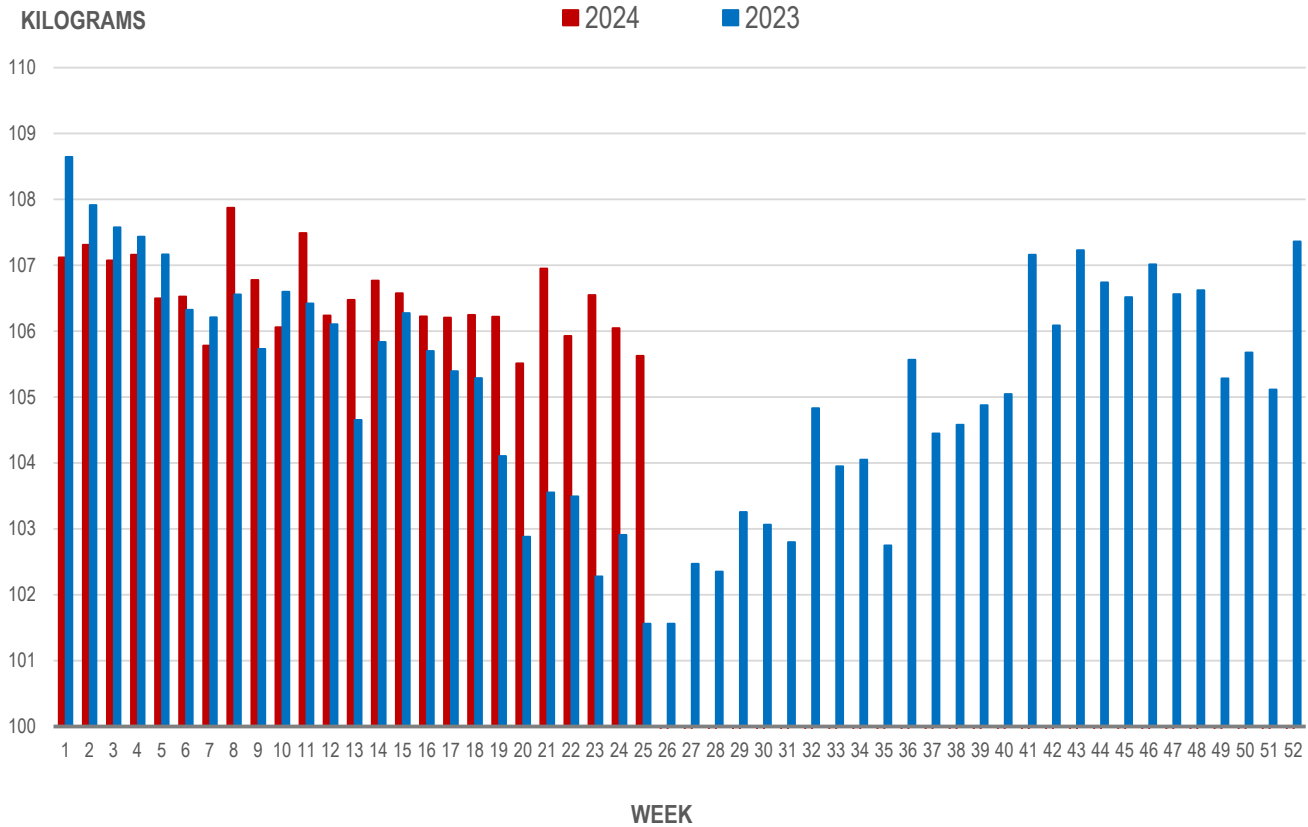
Source: Manitoba major processors

Average Weight of Hogs Processed by Major Processors, Kg

Week	Week ending date	2024	2023	Change from Previous Week	Change from Previous Year
22	2024-05-31	105.93	103.49	-1.0%	2.4%
23	2024-06-07	106.55	102.28	0.6%	4.2%
24	2024-06-14	106.05	102.91	-0.5%	3.0%
25	2024-06-21	105.62	101.56	-0.4%	4.0%
Four week average		106.04	102.56	-	3.4%

Source: Manitoba major processors.

AVERAGE WEIGHT OF HOGS PROCESSED BY MAJOR PROCESSORS WEEKLY



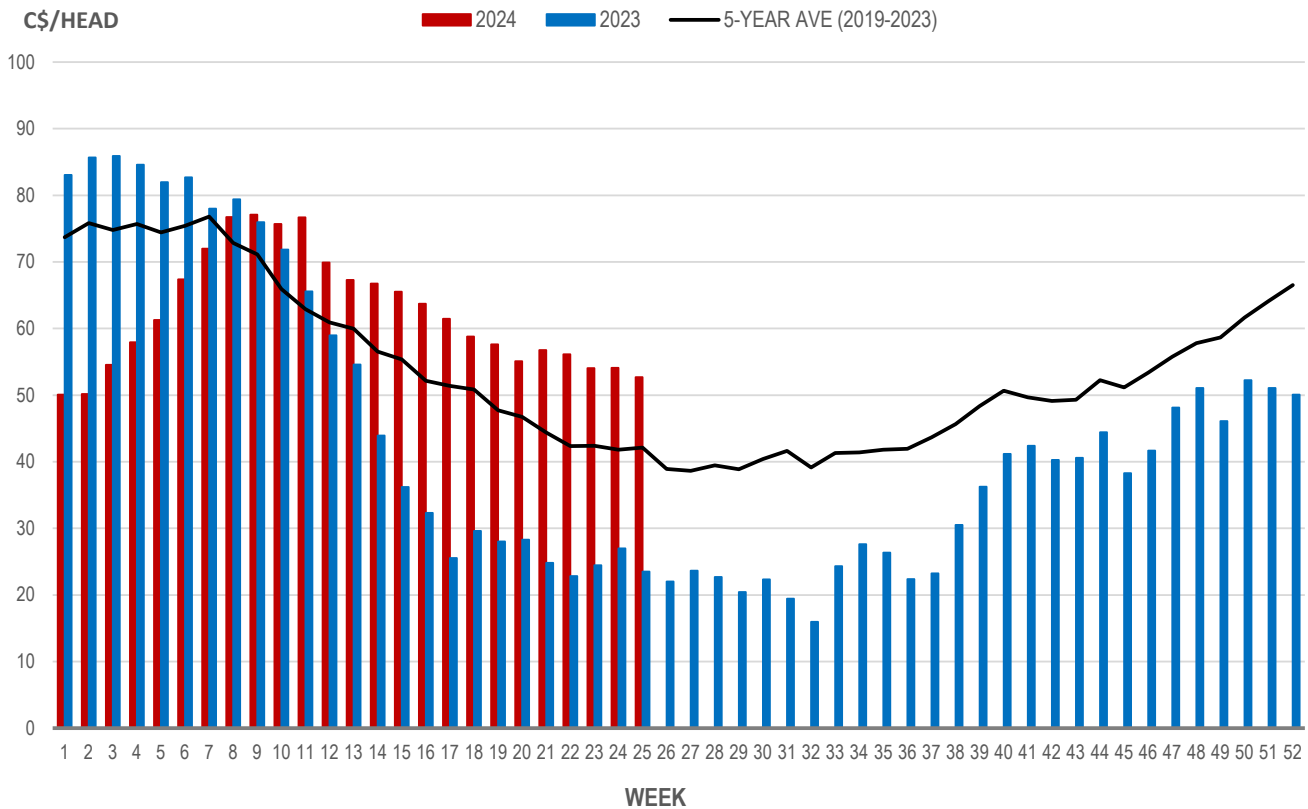
Source: Manitoba major processors

Weaning Pigs (U.S. Total Composite Weighted Average Price per Head)

	Formula and Cash Low, US\$/Head	Formula and Cash High, US\$/Head	Wtd Avg Price, US\$/Head	Wtd Avg Price, C\$/Head
Early Weaned (10-12 lb)	26.00	55.12	38.45	52.68
Feeder Pigs (40 lb)	50.00	60.00	55.10	75.50

Source: USDA, AMS

EARLY WEANED PIGS (U.S. TOTAL COMPOSITE WEIGHTED AVERAGE PRICE PER HEAD) WEEKLY



Source: USDA, AMS

Contact us

- www.manitoba.ca/agriculture/markets-and-statistics/
- Email us at industryintelligence@gov.mb.ca
- Follow us on X @MBGovAg

