

MANITOBA MARKETS

# Hog Prices



April 30, 2024

[Click here for definitions of how data is collected and calculated.](#)

## Exchange rates (Friday close)

1 US \$ = C \$1.3668

1 EURO = C \$1.4624

1 Yen = C \$0.00868

[Data source: Bank of Canada](#)

[Click to view the interactive hog dashboards for current and historical charts.](#)

## Manitoba Weighted Average Carcass Prices (including premiums and discounts)

### All In Weights C\$/100 kg

Week	Week ending date	2024	2023	Change from Previous Week	Change from Previous Year
14	2024-04-05	233.43	209.30	1.9%	11.5%
15	2024-04-12	242.76	205.56	4.0%	18.1%
16	2024-04-19	250.32	203.79	3.1%	22.8%
17	2024-04-26	249.29	206.95	-0.4%	20.5%
<b>Four week average</b>		<b>243.95</b>	<b>206.40</b>	<b>-</b>	<b>18.2%</b>

Source: Manitoba major processors.

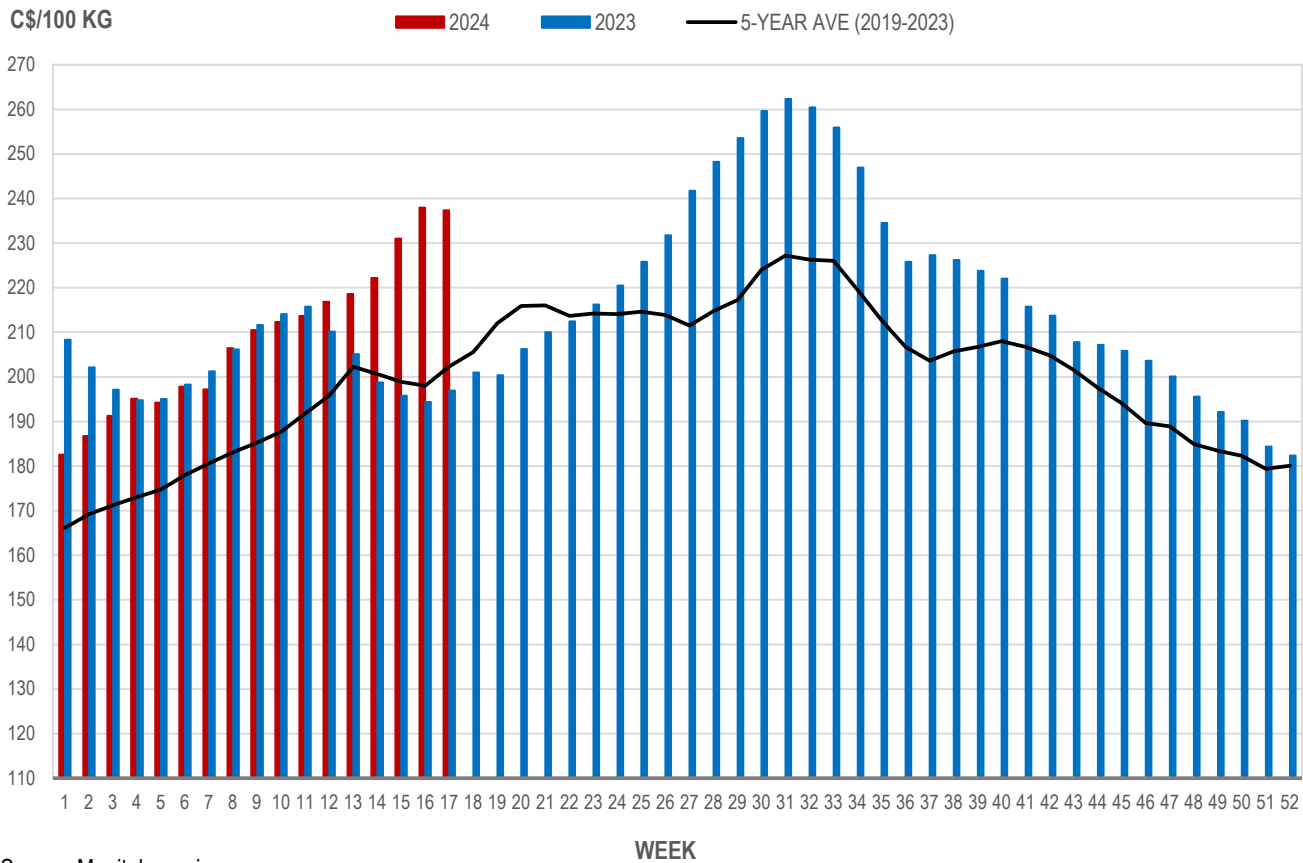


## Index 100, C\$/100 kg

Week	Week ending date	2024	2023	Change from Previous Week	Change from Previous Year
14	2024-04-05	222.16	198.78	1.6%	11.8%
15	2024-04-12	231.03	195.80	4.0%	18.0%
16	2024-04-19	237.94	194.34	3.0%	22.4%
17	2024-04-26	237.35	196.97	-0.2%	20.5%
<b>Four week average</b>		<b>232.12</b>	<b>196.47</b>	<b>-</b>	<b>18.1%</b>

Source: Manitoba major processors.

## MANITOBA WEIGHTED AVERAGE INDEX 100 HOG PRICES WEEKLY



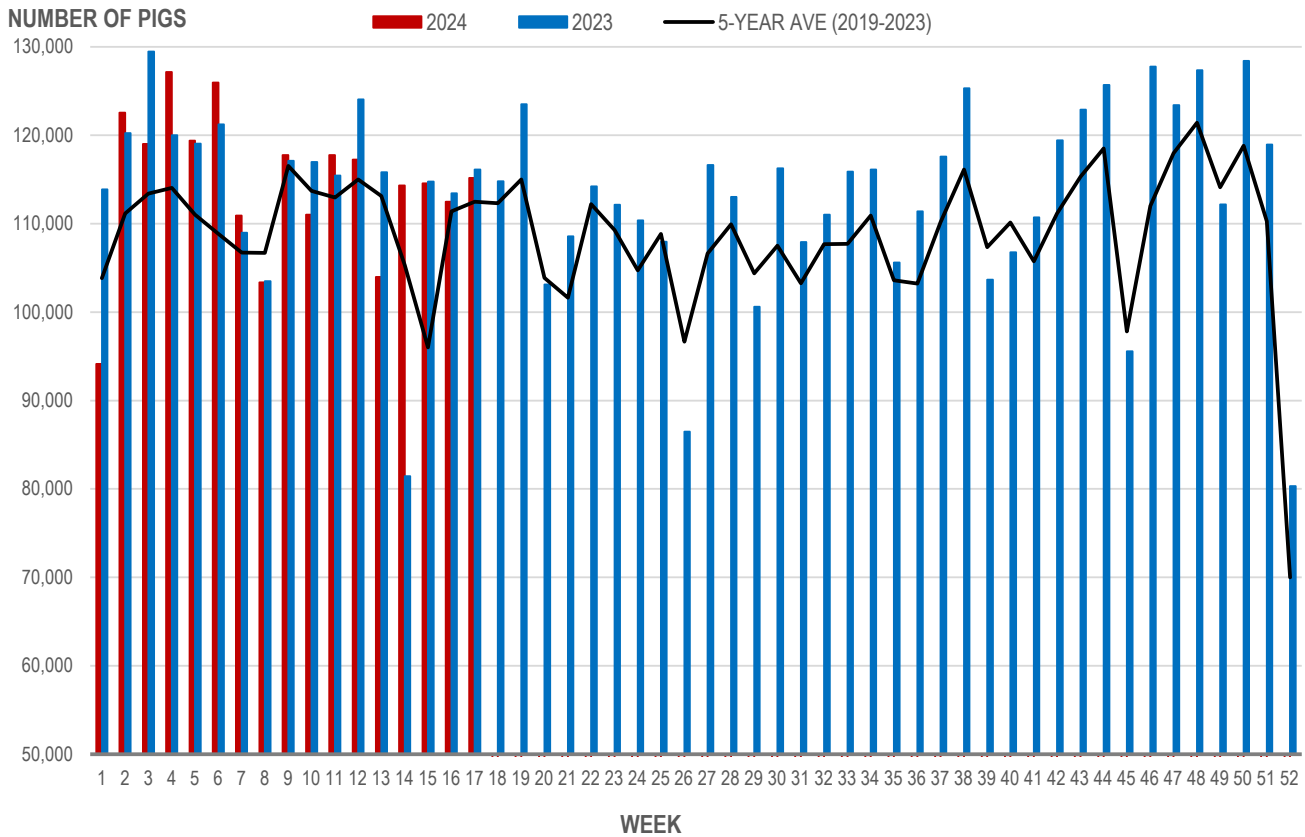
Source: Manitoba major processors

## Number of Pigs Processed by Major Processors

Week	Week ending date	2024	2023	Change from Previous Week	Change from Previous Year
14	2024-04-05	114,335	81,454	10.0%	40.4%
15	2024-04-12	114,544	114,766	0.2%	-0.2%
16	2024-04-19	112,478	113,440	-1.8%	-0.8%
17	2024-04-26	115,180	116,110	2.4%	-0.8%
<b>Four week average</b>		<b>114,134</b>	<b>106,443</b>	<b>-</b>	<b>7.2%</b>

Source: Manitoba major processors.

### NUMBER OF PIGS PROCESSED BY MAJOR PROCESSORS WEEKLY



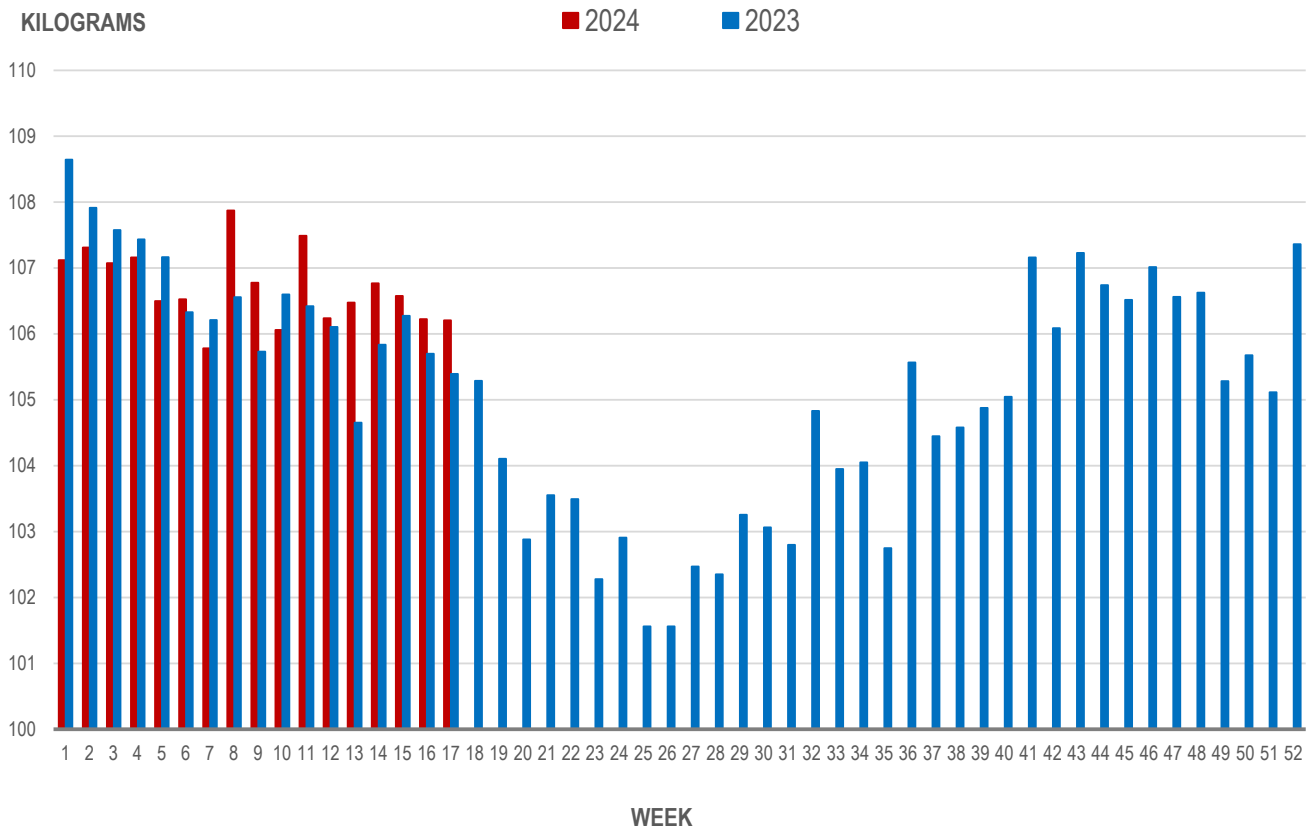
Source: Manitoba major processors

## Average Weight of Hogs Processed by Major Processors, Kg

Week	Week ending date	2024	2023	Change from Previous Week	Change from Previous Year
14	2024-04-05	106.77	105.84	0.3%	0.9%
15	2024-04-12	106.57	106.28	-0.2%	0.3%
16	2024-04-19	106.23	105.70	-0.3%	0.5%
17	2024-04-26	106.21	105.39	0.0%	0.8%
<b>Four week average</b>		<b>106.44</b>	<b>105.80</b>	<b>-</b>	<b>0.6%</b>

Source: Manitoba major processors.

## AVERAGE WEIGHT OF HOGS PROCESSED BY MAJOR PROCESSORS WEEKLY



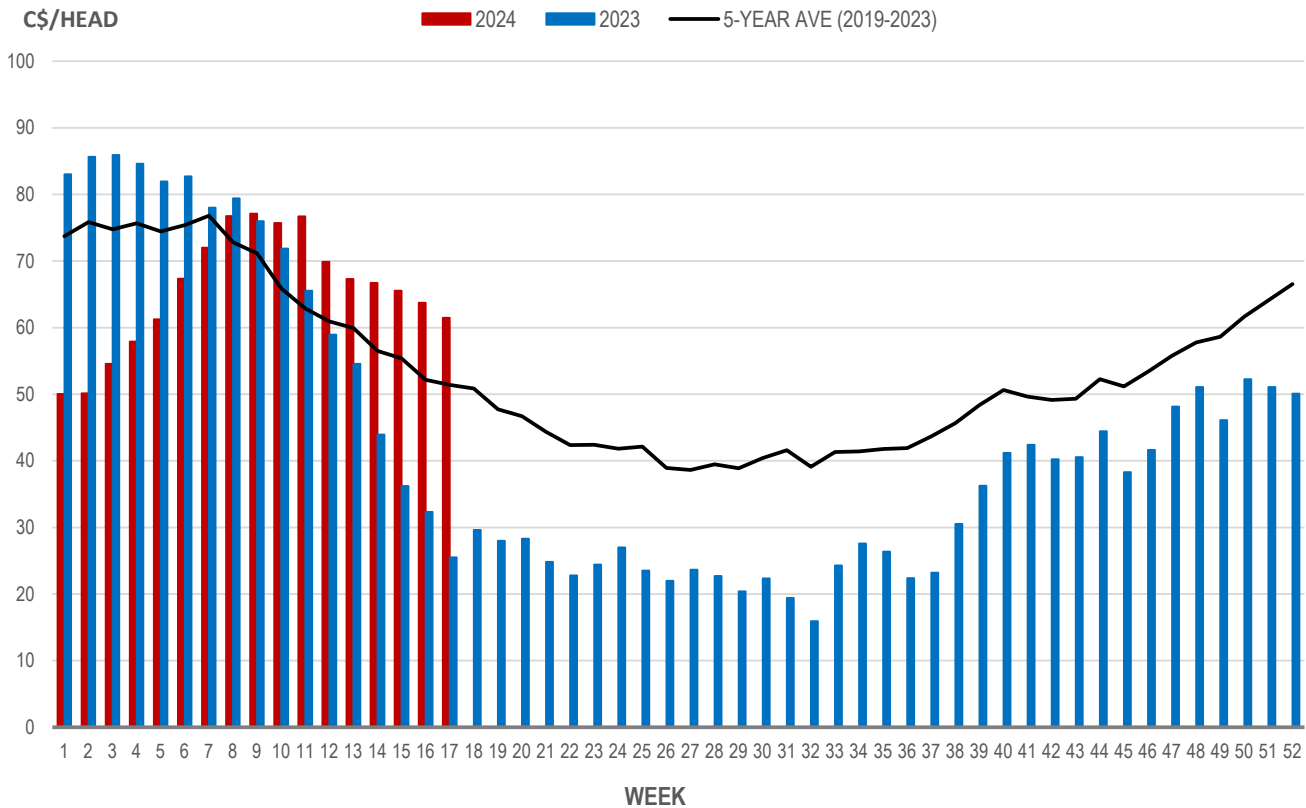
Source: Manitoba major processors

## Weaning Pigs (U.S. Total Composite Weighted Average Price per Head)

	Formula and Cash Low, US\$/Head	Formula and Cash High, US\$/Head	Wtd Avg Price, US\$/Head	Wtd Avg Price, C\$/Head
Early Weaned (10-12 lb)	28.00	60.61	44.98	61.48
Feeder Pigs (40 lb)	75.00	97.00	79.30	108.39

Source: USDA, AMS

### EARLY WEANED PIGS (U.S. TOTAL COMPOSITE WEIGHTED AVERAGE PRICE PER HEAD) WEEKLY



Source: USDA, AMS

### Contact us

- [www.manitoba.ca/agriculture/markets-and-statistics/](http://www.manitoba.ca/agriculture/markets-and-statistics/)
- Email us at [industryintelligence@gov.mb.ca](mailto:industryintelligence@gov.mb.ca)
- Follow us on X @MBGovAg

