

## MANITOBA MARKETS

# Hog Prices



September 12, 2023

[Click here for definitions of how data is collected and calculated.](#)

### Exchange rates (Friday close)

1 US \$ = C \$1.3632

1 EURO = C \$1.4599

1 Yen = C \$0.00923

[Data source: Bank of Canada](#)

[Click to view the interactive hog dashboards for current and historical charts.](#)

### Manitoba Weighted Average Carcass Prices (including premiums and discounts)

#### All In Weights C\$/100 kg

Week	Week ending date	2023	2022	Change from Previous Week	Change from Previous Year
33	2023-08-18	268.75	294.89	-1.0%	-8.9%
34	2023-08-25	259.41	281.82	-3.5%	-8.0%
35	2023-09-01	247.07	270.38	-4.8%	-8.6%
36	2023-09-08	235.95	258.10	-4.5%	-8.6%
<b>Four week average</b>		<b>252.79</b>	<b>276.30</b>	<b>-</b>	<b>-8.5%</b>

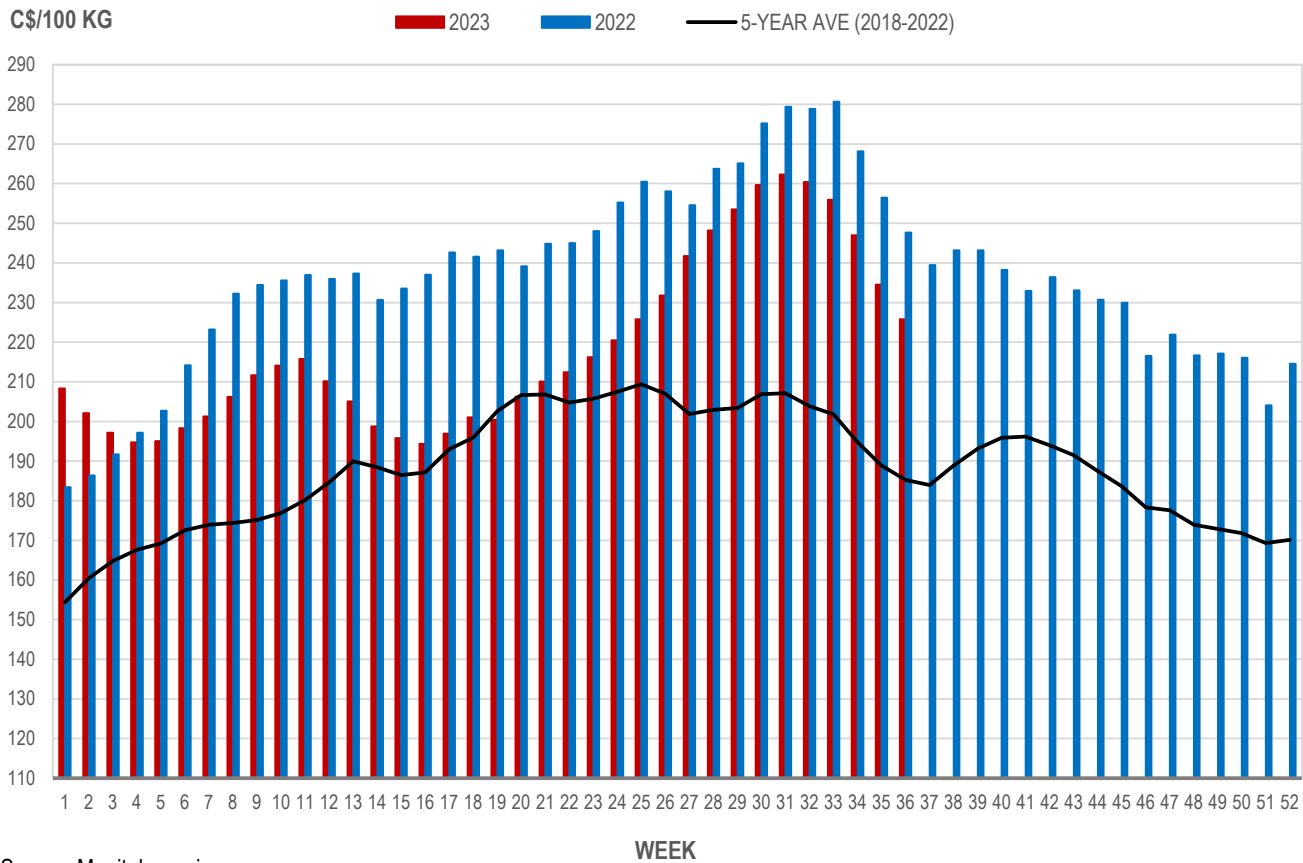
Source: Manitoba major processors.

## Index 100, C\$/100 kg

Week	Week ending date	2023	2022	Change from Previous Week	Change from Previous Year
33	2023-08-18	255.90	280.70	-1.7%	-8.8%
34	2023-08-25	246.95	268.18	-3.5%	-7.9%
35	2023-09-01	234.53	256.46	-5.0%	-8.5%
36	2023-09-08	225.82	247.66	-3.7%	-8.8%
<b>Four week average</b>		<b>240.80</b>	<b>263.25</b>	<b>-</b>	<b>-8.5%</b>

Source: Manitoba major processors.

## MANITOBA WEIGHTED AVERAGE INDEX 100 HOG PRICES WEEKLY



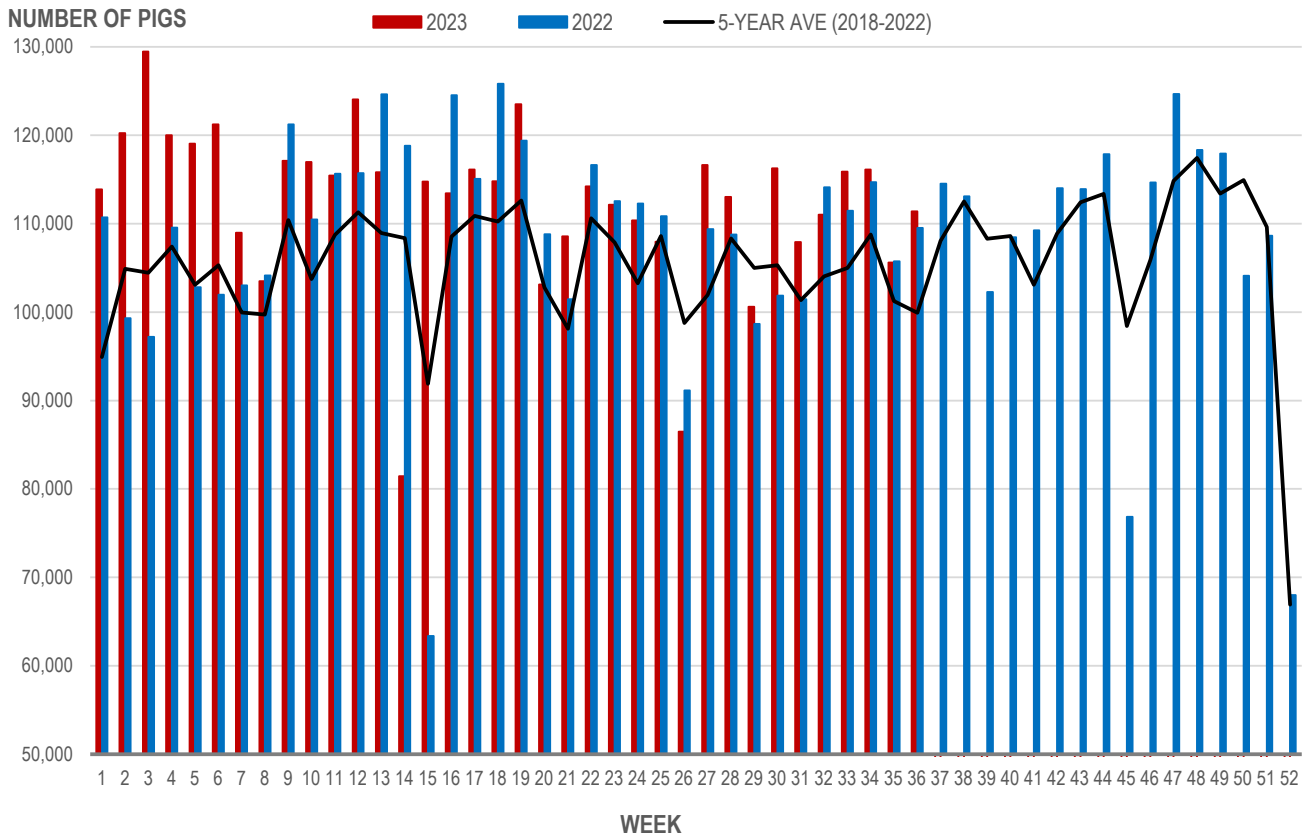
Source: Manitoba major processors

## Number of Pigs Processed by Major Processors

Week	Week ending date	2023	2022	Change from Previous Week	Change from Previous Year
33	2023-08-18	115,879	111,453	4.4%	4.0%
34	2023-08-25	116,117	114,709	0.2%	1.2%
35	2023-09-01	105,619	105,750	-9.0%	-0.1%
36	2023-09-08	111,389	109,521	5.5%	1.7%
<b>Four week average</b>		<b>112,251</b>	<b>110,358</b>	<b>-</b>	<b>1.7%</b>

Source: Manitoba major processors.

### NUMBER OF PIGS PROCESSED BY MAJOR PROCESSORS WEEKLY



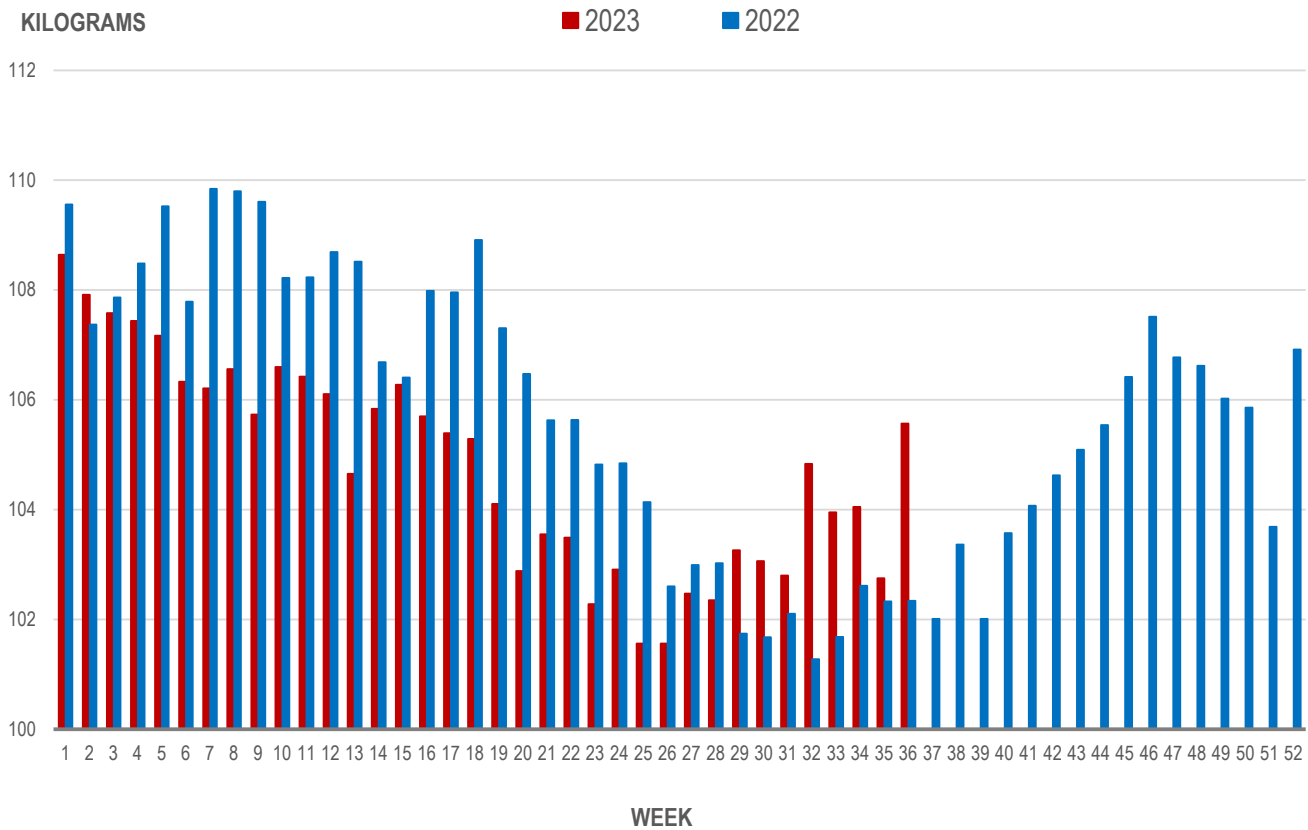
Source: Manitoba major processors

## Average Weight of Hogs Processed by Major Processors, Kg

Week	Week ending date	2023	2022	Change from Previous Week	Change from Previous Year
33	2023-08-18	103.95	101.68	-0.8%	2.2%
34	2023-08-25	104.05	102.62	0.1%	1.4%
35	2023-09-01	102.75	102.33	-1.3%	0.4%
36	2023-09-08	105.57	102.34	2.7%	3.2%
<b>Four week average</b>		<b>104.08</b>	<b>102.24</b>	<b>-</b>	<b>1.8%</b>

Source: Manitoba major processors.

## AVERAGE WEIGHT OF HOGS PROCESSED BY MAJOR PROCESSORS WEEKLY



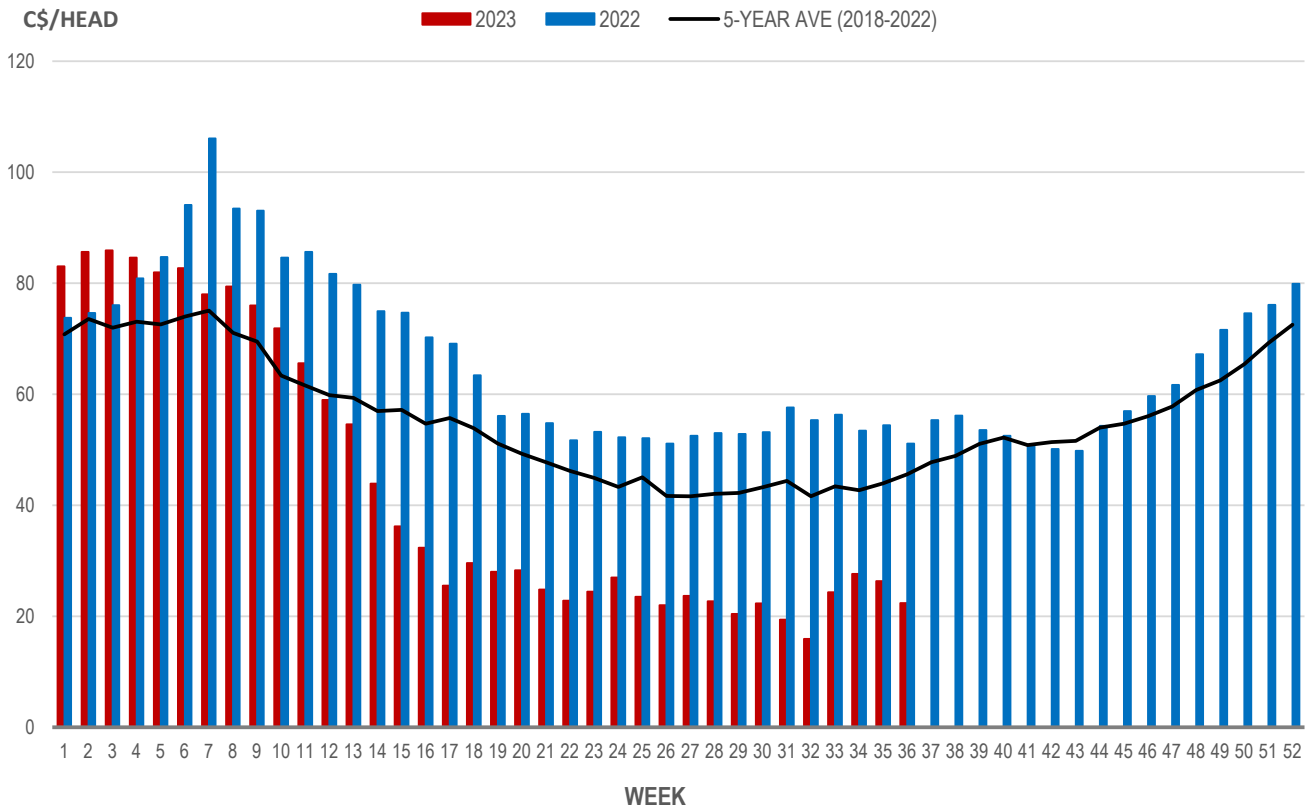
Source: Manitoba major processors

## Weaning Pigs (U.S. Total Composite Weighted Average Price per Head)

	Formula and Cash Low, US\$/Head	Formula and Cash High, US\$/Head	Wtd Avg Price, US\$/Head	Wtd Avg Price, C\$/Head
Early Weaned (10-12 lb)	5.00	50.09	16.42	22.38
Feeder Pigs (40 lb)	28.00	41.50	34.78	47.41

Source: USDA, AMS

### EARLY WEANED PIGS (U.S. TOTAL COMPOSITE WEIGHTED AVERAGE PRICE PER HEAD) WEEKLY



Source: USDA, AMS

### Contact us

Go to [manitoba.ca/agriculture](http://manitoba.ca/agriculture) and click on Markets and Statistics

Email us at [industryintelligence@gov.mb.ca](mailto:industryintelligence@gov.mb.ca)

Follow us on Twitter @MBGovAg