

Hog Prices



July 11, 2023

[Click here for definitions of how data is collected and calculated.](#)

Exchange rates (Friday close)

1 US \$ = C \$1.3293

1 EURO = C \$1.4553

1 Yen = C \$0.00934

[Data source: Bank of Canada](#)

[Click to view the interactive hog dashboards for current and historical charts.](#)

Manitoba Weighted Average Carcass Prices (including premiums and discounts)

All In Weights C\$/100 kg

Week	Week ending date	2023	2022	Change from Previous Week	Change from Previous Year
24	2023-06-16	231.27	267.68	2.1%	-13.6%
25	2023-06-23	236.63	272.99	2.3%	-13.3%
26	2023-06-30	243.08	270.95	2.7%	-10.3%
27	2023-07-07	252.67	267.06	3.9%	-5.4%
Four week average		240.91	269.67	-	-10.7%

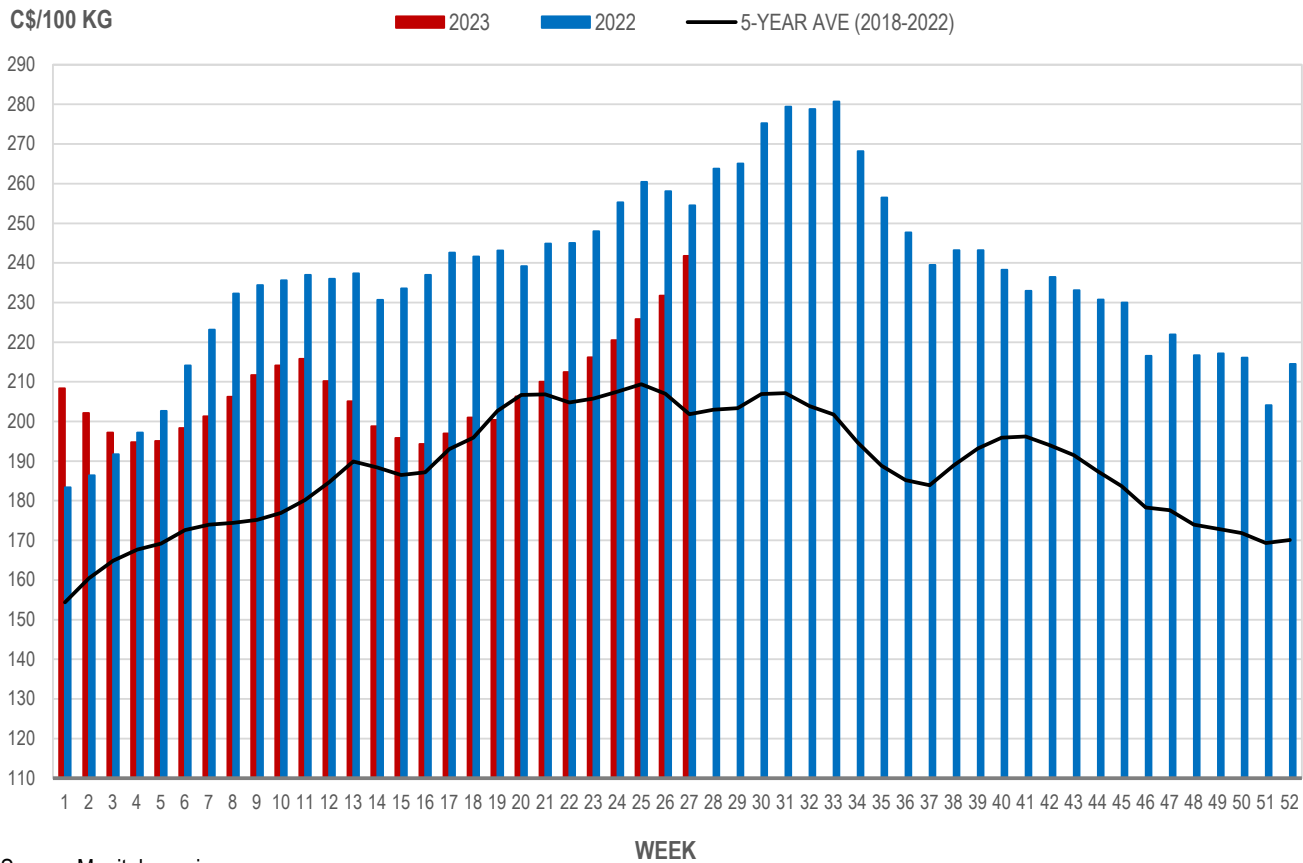
Source: Manitoba major processors.

Index 100, C\$/100 kg

Week	Week ending date	2023	2022	Change from Previous Week	Change from Previous Year
24	2023-06-16	220.50	255.28	2.0%	-13.6%
25	2023-06-23	225.79	260.48	2.4%	-13.3%
26	2023-06-30	231.76	258.06	2.6%	-10.2%
27	2023-07-07	241.75	254.54	4.3%	-5.0%
Four week average		229.95	257.09	-	-10.6%

Source: Manitoba major processors.

MANITOBA WEIGHTED AVERAGE INDEX 100 HOG PRICES WEEKLY



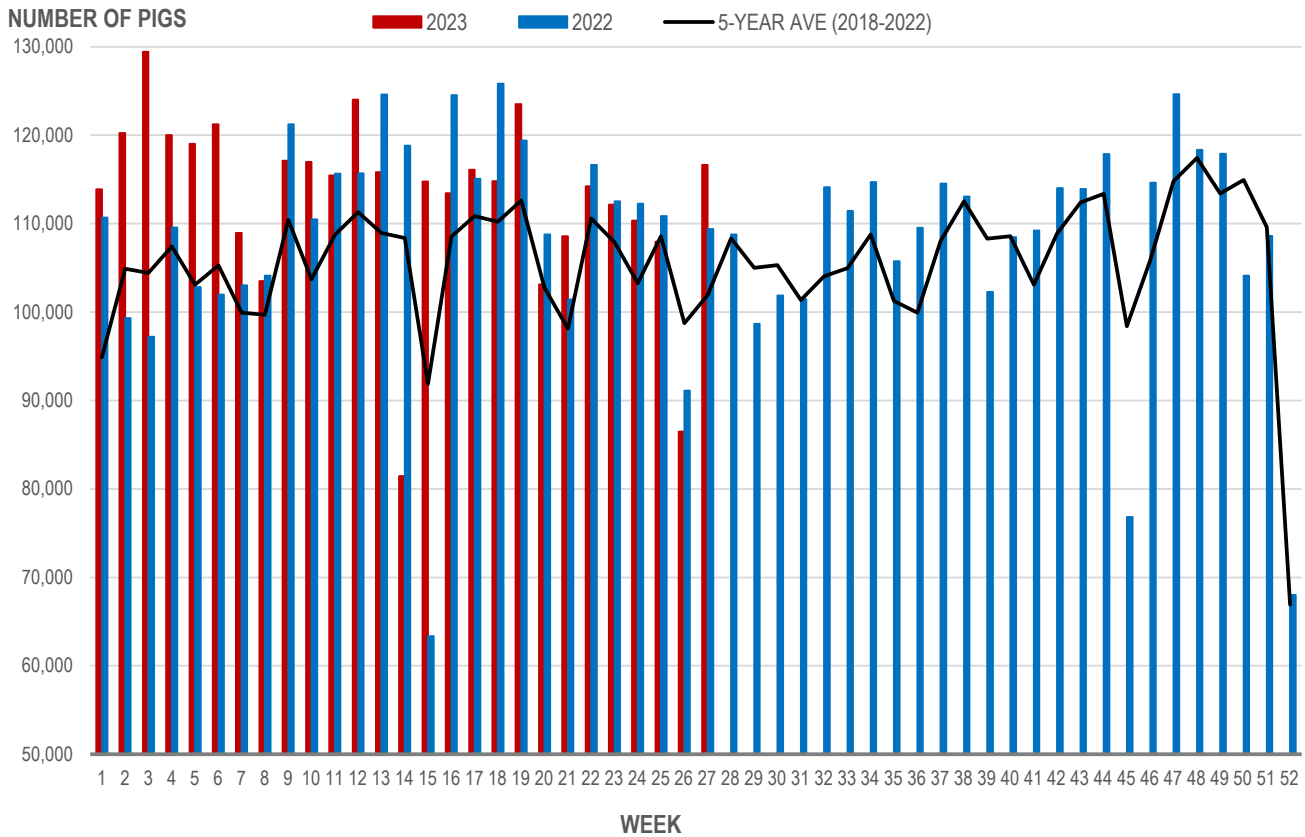
Source: Manitoba major processors

Number of Pigs Processed by Major Processors

Week	Week ending date	2023	2022	Change from Previous Week	Change from Previous Year
24	2023-06-16	110,359	112,273	-1.6%	-1.7%
25	2023-06-23	107,972	110,860	-2.2%	-2.6%
26	2023-06-30	86,493	91,130	-19.9%	-5.1%
27	2023-07-07	116,644	109,382	34.9%	6.6%
Four week average		105,367	105,911	-	-0.5%

Source: Manitoba major processors.

NUMBER OF PIGS PROCESSED BY MAJOR PROCESSORS WEEKLY



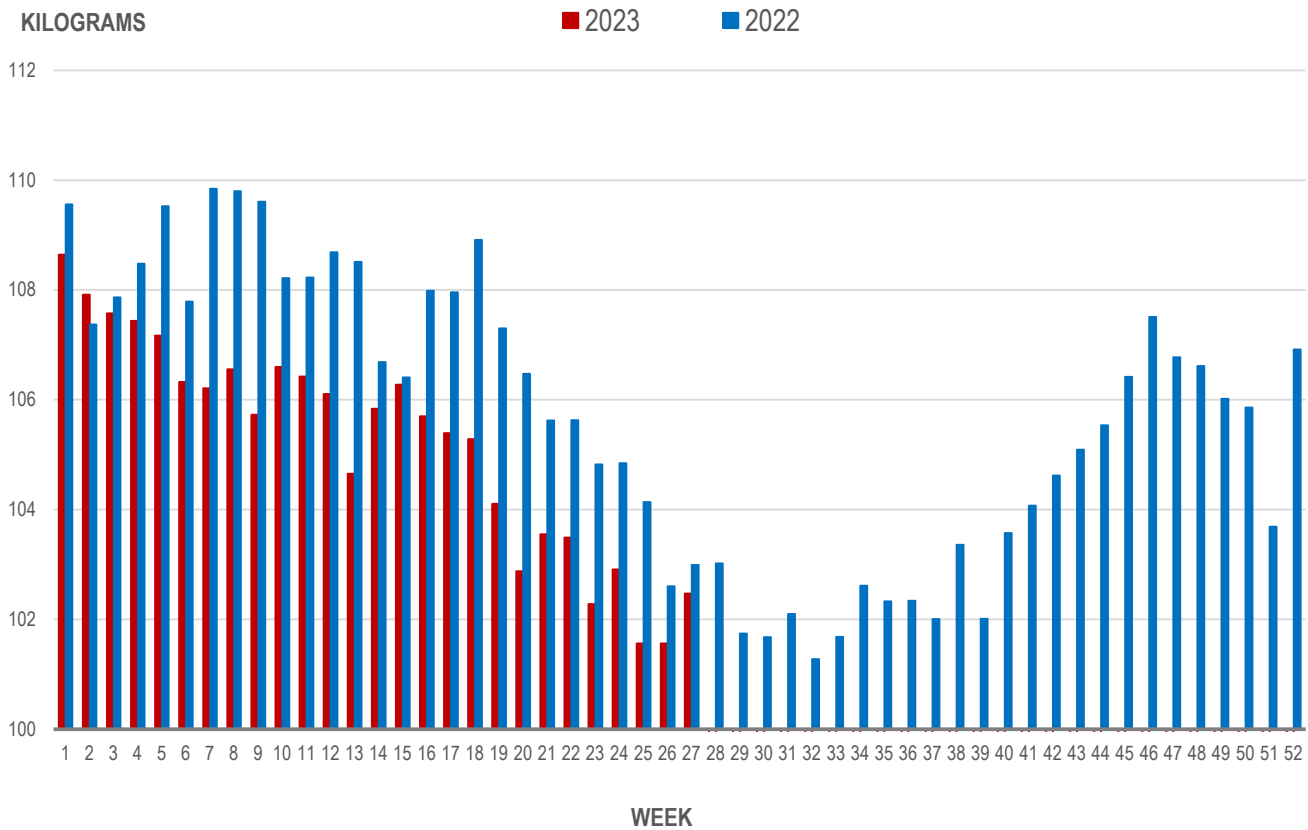
Source: Manitoba major processors

Average Weight of Hogs Processed by Major Processors, Kg

Week	Week ending date	2023	2022	Change from Previous Week	Change from Previous Year
24	2023-06-16	102.91	104.84	0.6%	-1.8%
25	2023-06-23	101.56	104.14	-1.3%	-2.5%
26	2023-06-30	101.56	102.60	0.0%	-1.0%
27	2023-07-07	102.47	102.99	0.9%	-0.5%
Four week average		102.13	103.64	-	-1.5%

Source: Manitoba major processors.

AVERAGE WEIGHT OF HOGS PROCESSED BY MAJOR PROCESSORS WEEKLY



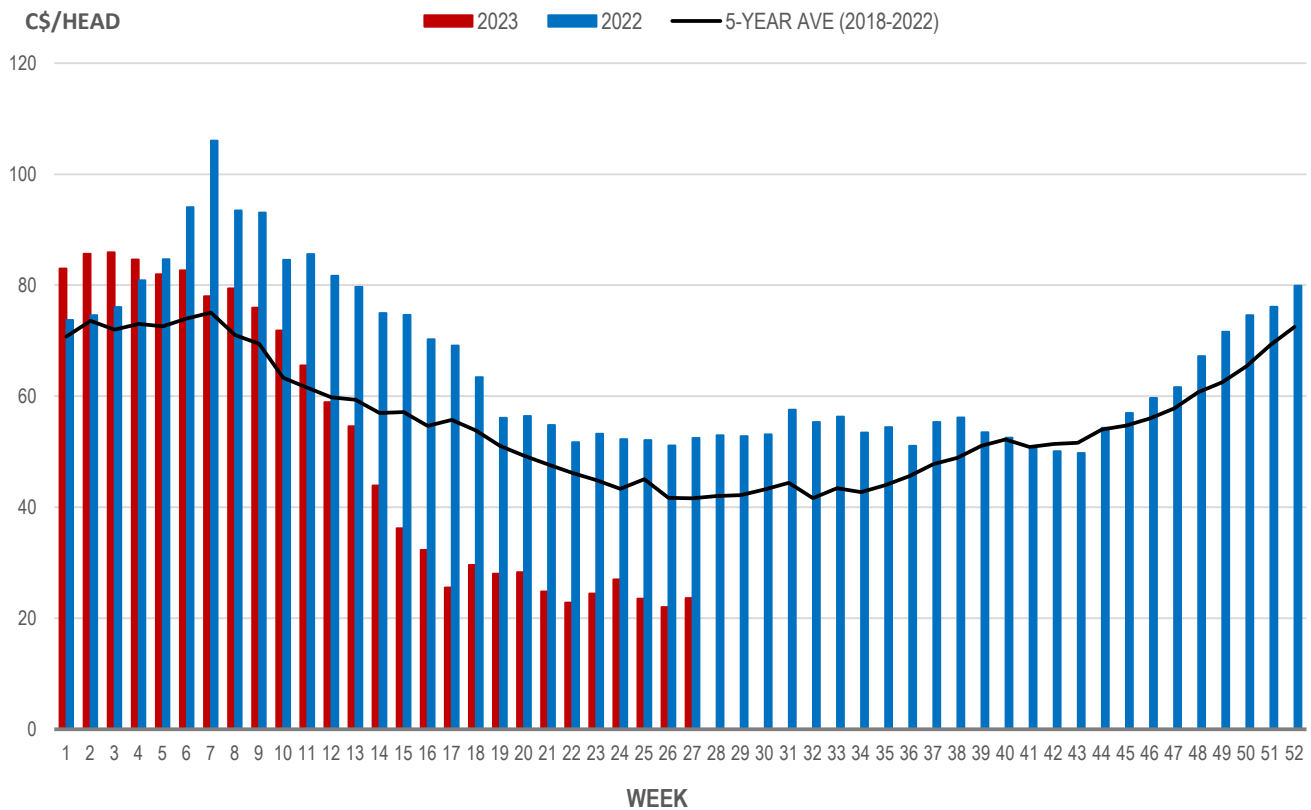
Source: Manitoba major processors

Weaning Pigs (U.S. Total Composite Weighted Average Price per Head)

	Formula and Cash Low, US\$/Head	Formula and Cash High, US\$/Head	Wtd Avg Price, US\$/Head	Wtd Avg Price, C\$/Head
Early Weaned (10-12 lb)	3.50	50.17	17.79	23.65
Feeder Pigs (40 lb)	28.00	45.00	38.25	50.85

Source: USDA, AMS

EARLY WEANED PIGS (U.S. TOTAL COMPOSITE WEIGHTED AVERAGE PRICE PER HEAD) WEEKLY



Source: USDA, AMS

Contact us

Go to manitoba.ca/agriculture and click on Markets and Statistics

Email us at industryintelligence@gov.mb.ca

Follow us on Twitter @MBGovAg