

MANITOBA MARKETS

Hog Prices



March 28, 2023

[Click here for definitions of how data is collected and calculated.](#)

Exchange rates (Friday close)

1 US \$ = C \$1.3763

1 EURO = C \$1.4802

1 Yen = C \$0.01054

[Data source: Bank of Canada](#)

[Click to view the interactive hog dashboards for current and historical charts.](#)

Manitoba Weighted Average Carcass Prices (including premiums and discounts)

All In Weights C\$/100 kg

Week	Week ending date	2023	2022	Change from Previous Week	Change from Previous Year
9	2023-03-03	222.09	245.26	2.7%	-9.4%
10	2023-03-10	224.96	247.40	1.3%	-9.1%
11	2023-03-17	226.55	248.21	0.7%	-8.7%
12	2023-03-24	220.07	247.97	-2.9%	-11.2%
Four week average		223.42	247.21	-	-9.6%

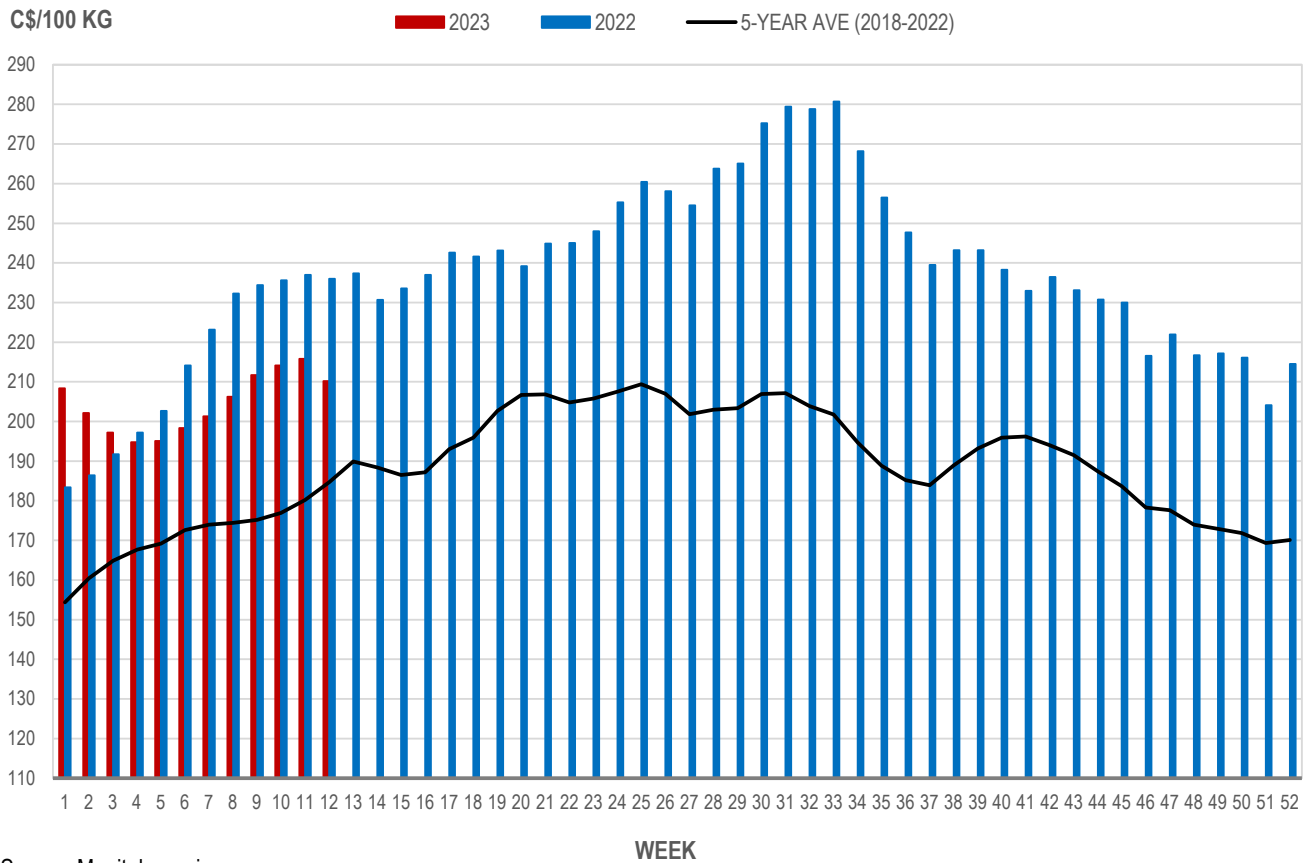
Source: Manitoba major processors.

Index 100, C\$/100 kg

Week	Week ending date	2023	2022	Change from Previous Week	Change from Previous Year
9	2023-03-03	211.67	234.44	2.6%	-9.7%
10	2023-03-10	214.10	235.62	1.2%	-9.1%
11	2023-03-17	215.78	236.95	0.8%	-8.9%
12	2023-03-24	210.16	236.00	-2.6%	-10.9%
Four week average		212.93	235.75	-	-9.7%

Source: Manitoba major processors.

MANITOBA WEIGHTED AVERAGE INDEX 100 HOG PRICES WEEKLY



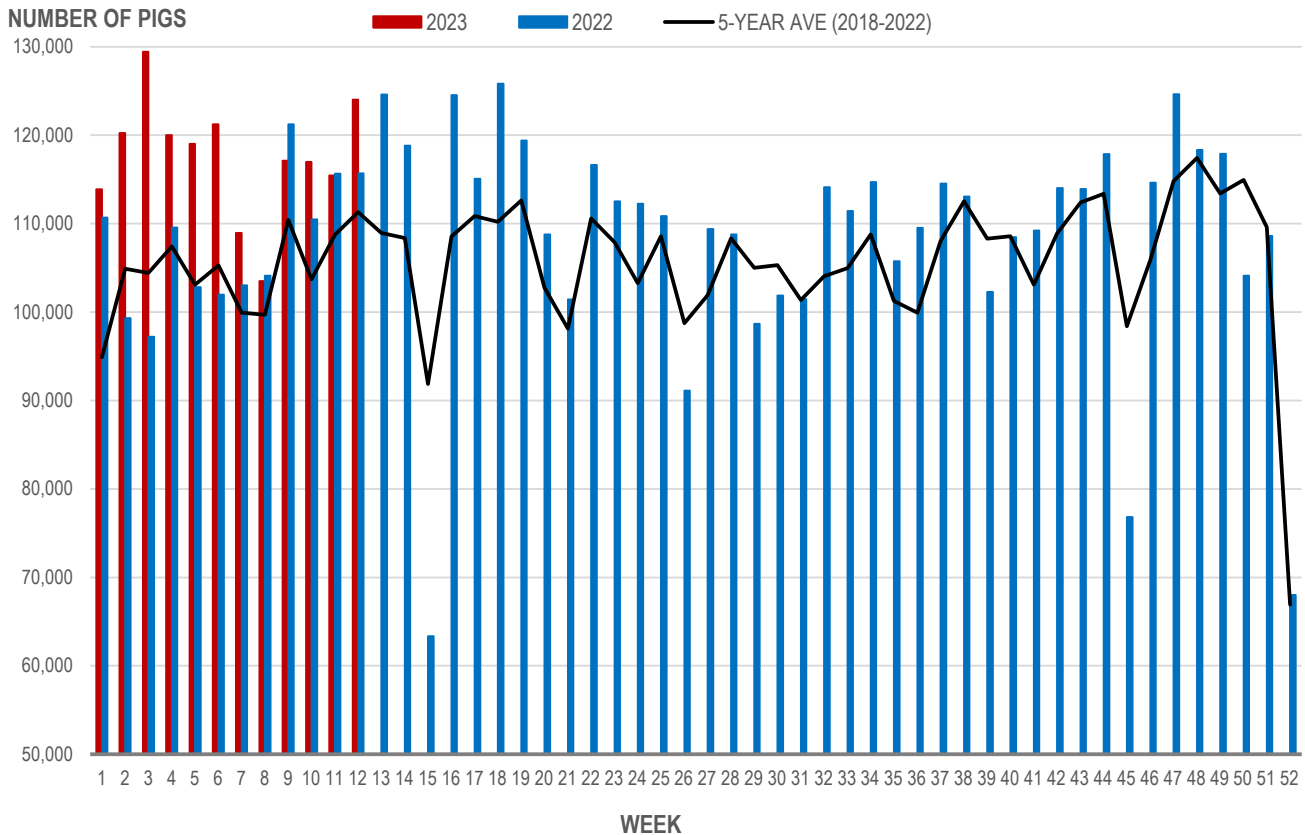
Source: Manitoba major processors

Number of Pigs Processed by Major Processors

Week	Week ending date	2023	2022	Change from Previous Week	Change from Previous Year
9	2023-03-03	117,124	121,228	13.2%	-3.4%
10	2023-03-10	116,982	110,480	-0.1%	5.9%
11	2023-03-17	115,447	115,649	-1.3%	-0.2%
12	2023-03-24	124,046	115,705	7.4%	7.2%
Four week average		118,400	115,766	-	2.3%

Source: Manitoba major processors.

NUMBER OF PIGS PROCESSED BY MAJOR PROCESSORS WEEKLY



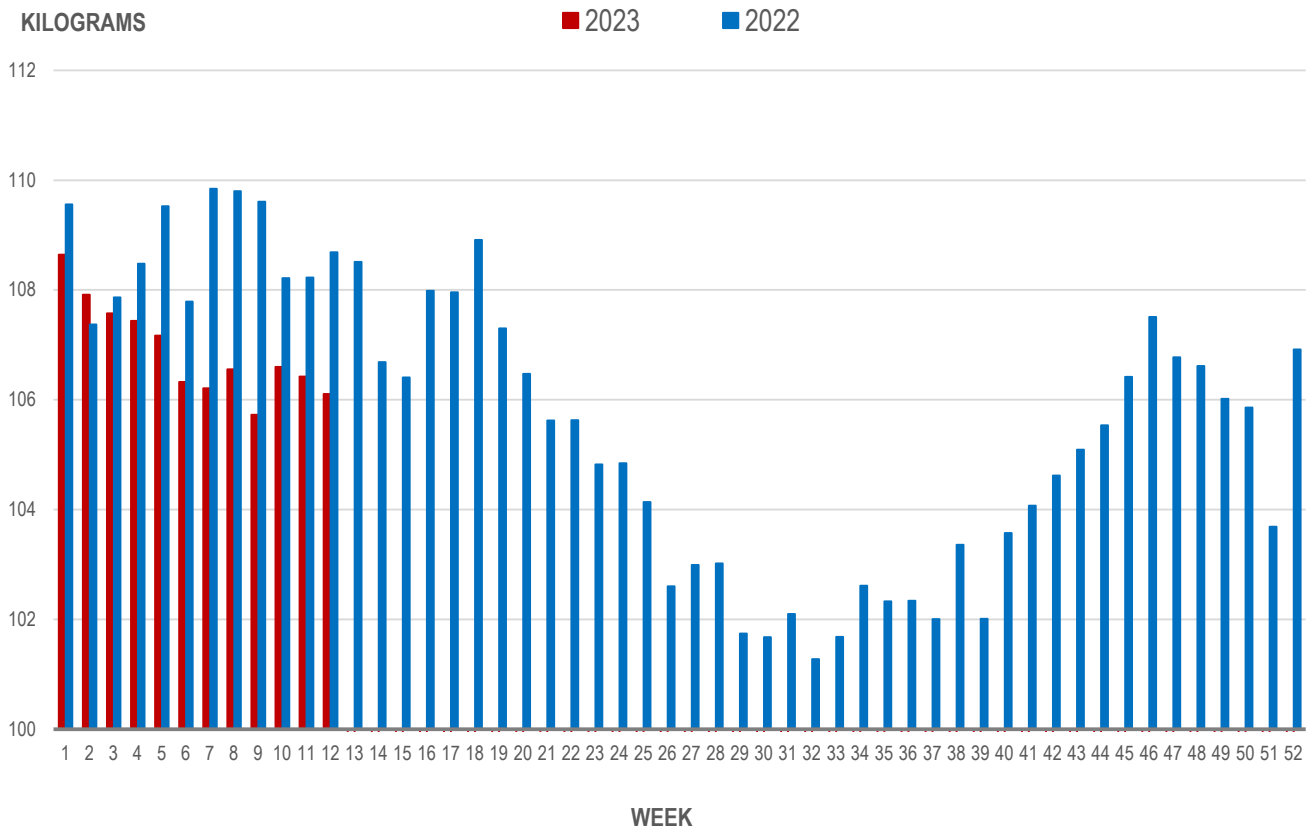
Source: Manitoba major processors

Average Weight of Hogs Processed by Major Processors, Kg

Week	Week ending date	2023	2022	Change from Previous Week	Change from Previous Year
9	2023-03-03	105.73	109.61	-0.8%	-3.5%
10	2023-03-10	106.60	108.22	0.8%	-1.5%
11	2023-03-17	106.42	108.23	-0.2%	-1.7%
12	2023-03-24	106.11	108.69	-0.3%	-2.4%
Four week average		106.21	108.69	-	-2.3%

Source: Manitoba major processors.

AVERAGE WEIGHT OF HOGS PROCESSED BY MAJOR PROCESSORS WEEKLY



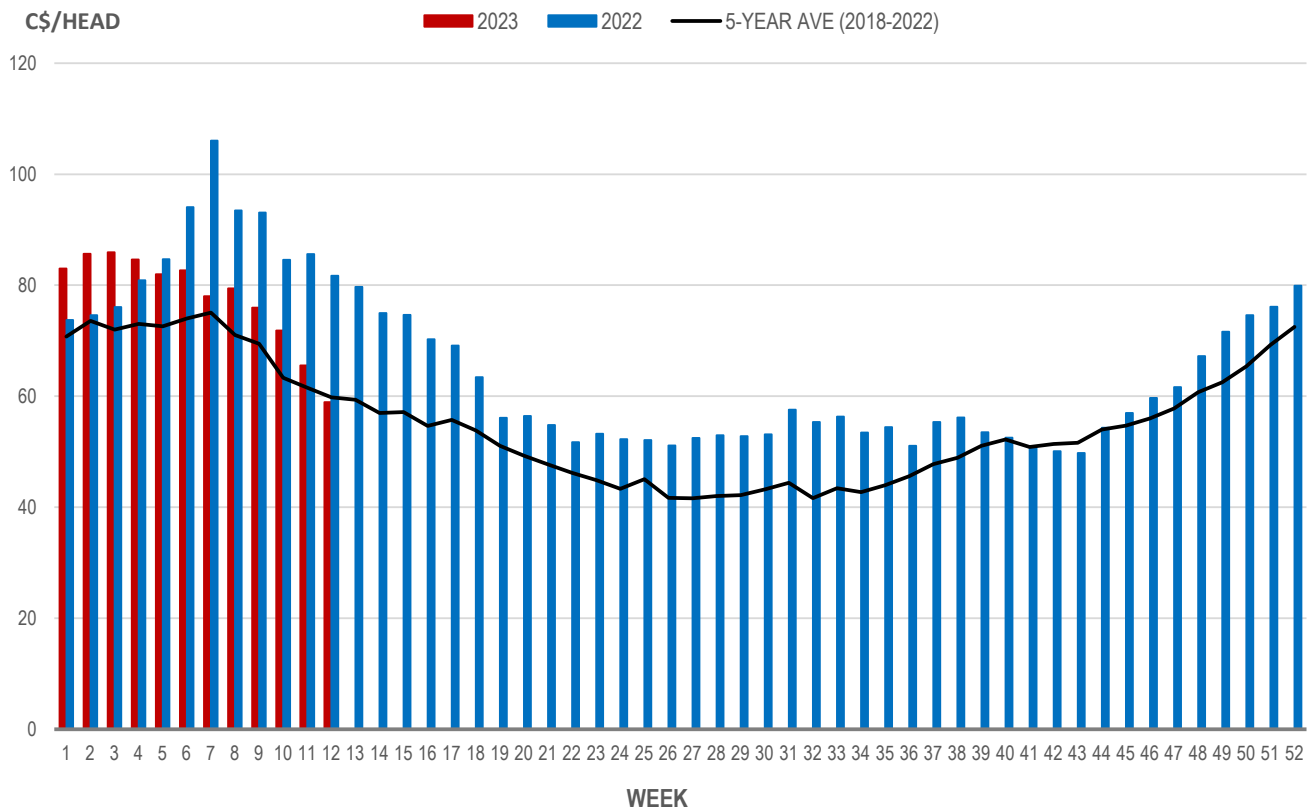
Source: Manitoba major processors

Weaning Pigs (U.S. Total Composite Weighted Average Price per Head)

	Formula and Cash Low, US\$/Head	Formula and Cash High, US\$/Head	Wtd Avg Price, US\$/Head	Wtd Avg Price, C\$/Head
Early Weaned (10-12 lb)	20.00	56.00	42.84	58.96
Feeder Pigs (40 lb)	74.00	88.00	85.89	118.21

Source: USDA, AMS

EARLY WEANED PIGS (U.S. TOTAL COMPOSITE WEIGHTED AVERAGE PRICE PER HEAD) WEEKLY



Source: USDA, AMS

Contact us

Go to manitoba.ca/agriculture and click on Markets and Statistics

Email us at industryintelligence@gov.mb.ca

Follow us on Twitter @MBGovAg