

MANITOBA MARKETS

Hog Prices



November 8, 2022

For definitions of how data is collected and calculated, please see

[MANITOBA MARKETS DEFINITIONS AND METHODOLOGIES](#)

Exchange rates (Friday close)

1 US \$ = C \$1.3517

1 EURO = C \$1.3385

1 Yen = C \$0.00919

<https://www.bankofcanada.ca/rates/exchange/daily-exchange-rates/>

View the interactive hog dashboards for current and historical charts:

<https://www.gov.mb.ca/agriculture/markets-and-statistics/livestock-statistics/livestock-market-prices-current.html>

Manitoba Weighted Average Carcass Prices (including premiums and discounts)

All In Weights C\$/100 kg

Week	Week ending date	2022	2021	Change from Previous Week	Change from Previous Year
41	2022-10-14	242.90	220.30	-3.4%	10.3%
42	2022-10-21	248.56	211.03	2.3%	17.8%
43	2022-10-28	244.94	203.74	-1.5%	20.2%
44	2022-11-04	242.66	201.67	-0.9%	20.3%
Four week average		244.77	209.19	-	17.0%

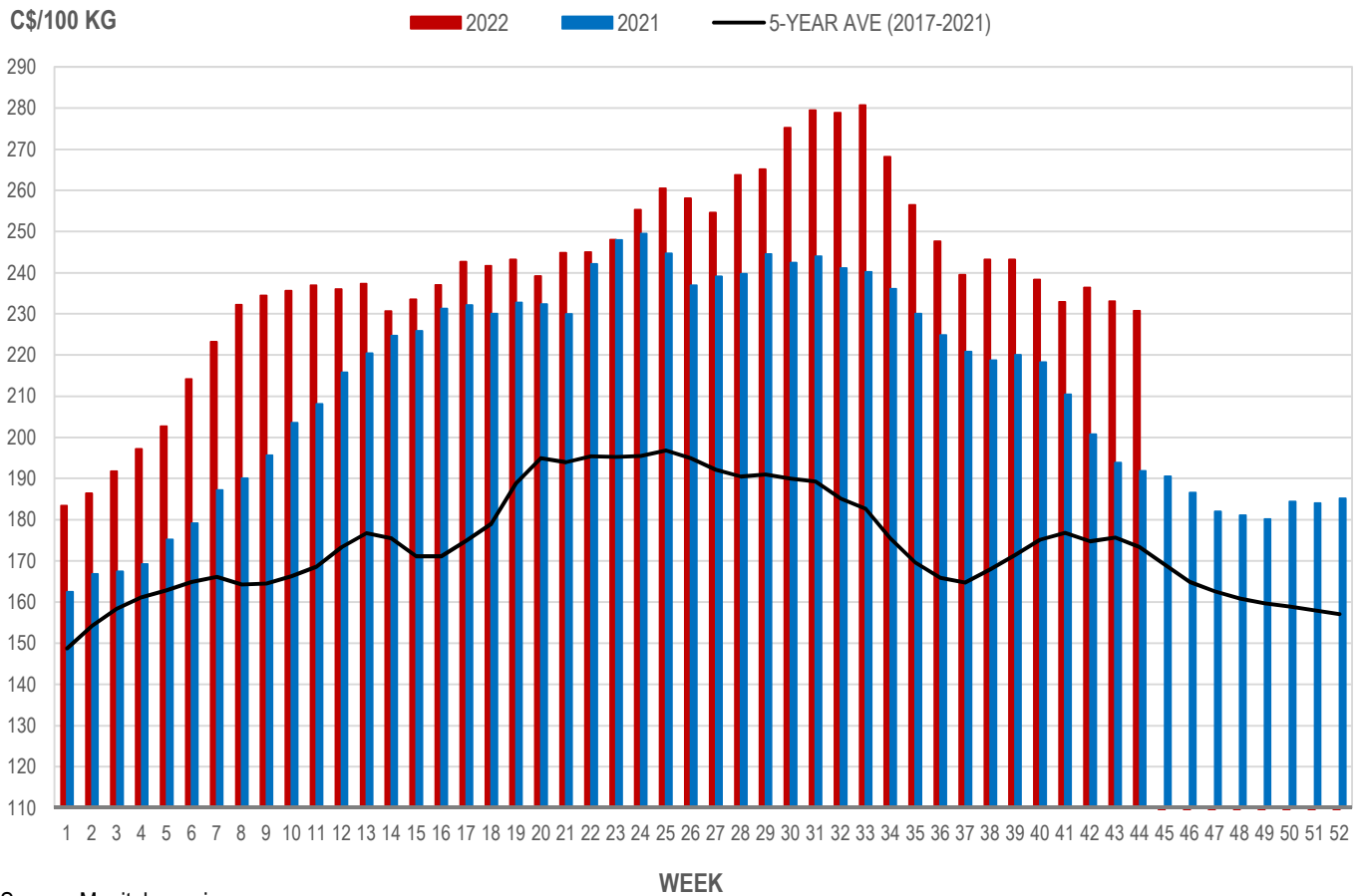
Source: Manitoba major processors.

Index 100, C\$/100 kg

Week	Week ending date	2022	2021	Change from Previous Week	Change from Previous Year
41	2022-10-14	232.93	210.43	-2.2%	10.7%
42	2022-10-21	236.43	200.75	1.5%	17.8%
43	2022-10-28	233.11	193.83	-1.4%	20.3%
44	2022-11-04	230.76	191.88	-1.0%	20.3%
Four week average		233.31	199.22	-	17.1%

Source: Manitoba major processors.

MANITOBA WEIGHTED AVERAGE INDEX 100 HOG PRICES WEEKLY



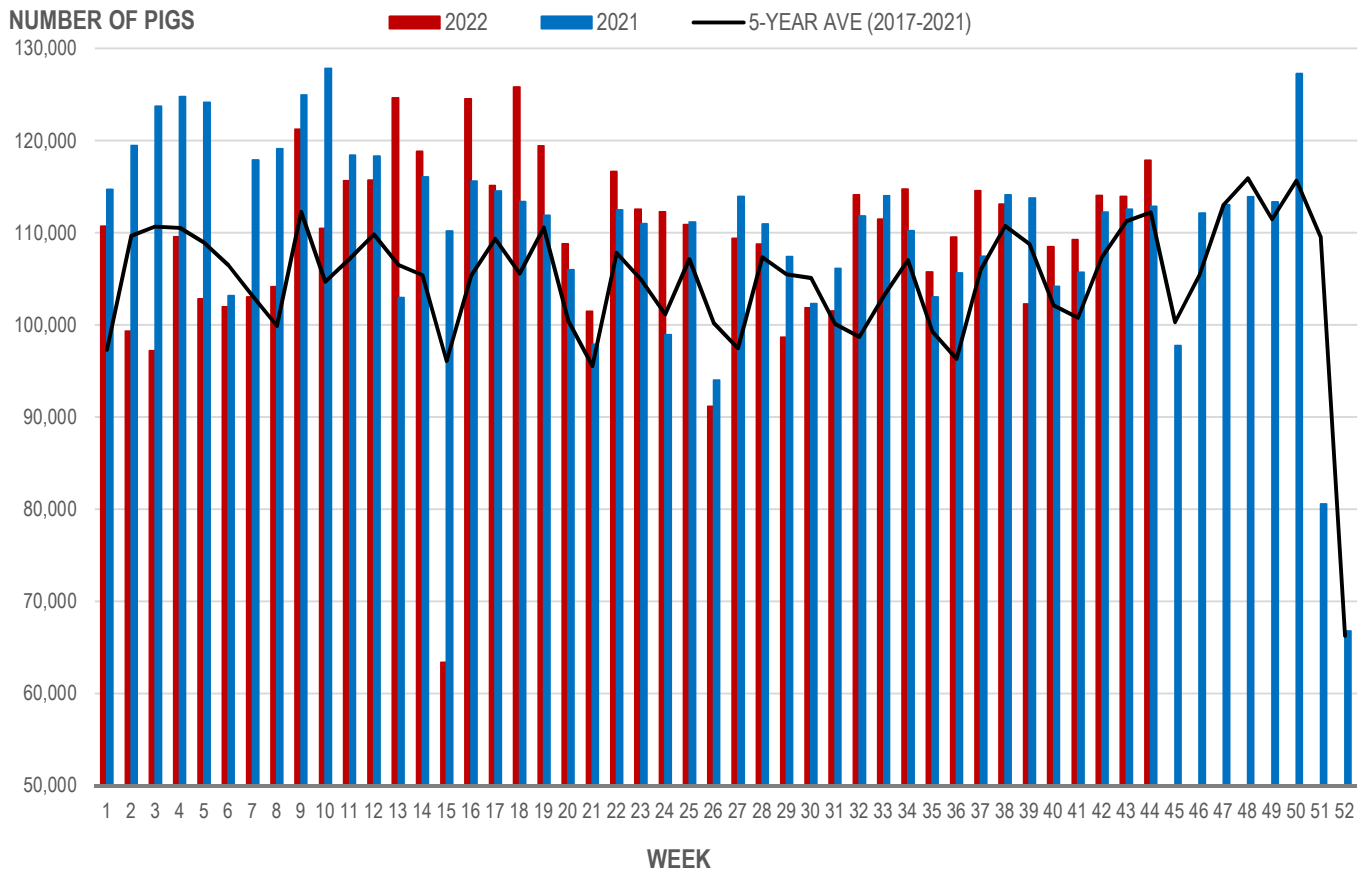
Source: Manitoba major processors

Number of Pigs Processed by Major Processors

Week	Week ending date	2022	2021	Change from Previous Week	Change from Previous Year
41	2022-10-14	109,245	105,716	0.7%	3.3%
42	2022-10-21	114,027	112,236	4.4%	1.6%
43	2022-10-28	113,927	112,542	-0.1%	1.2%
44	2022-11-04	117,862	112,846	3.5%	4.4%
Four week average		113,765	110,835	-	2.6%

Source: Manitoba major processors.

NUMBER OF PIGS PROCESSED BY MAJOR PROCESSORS WEEKLY



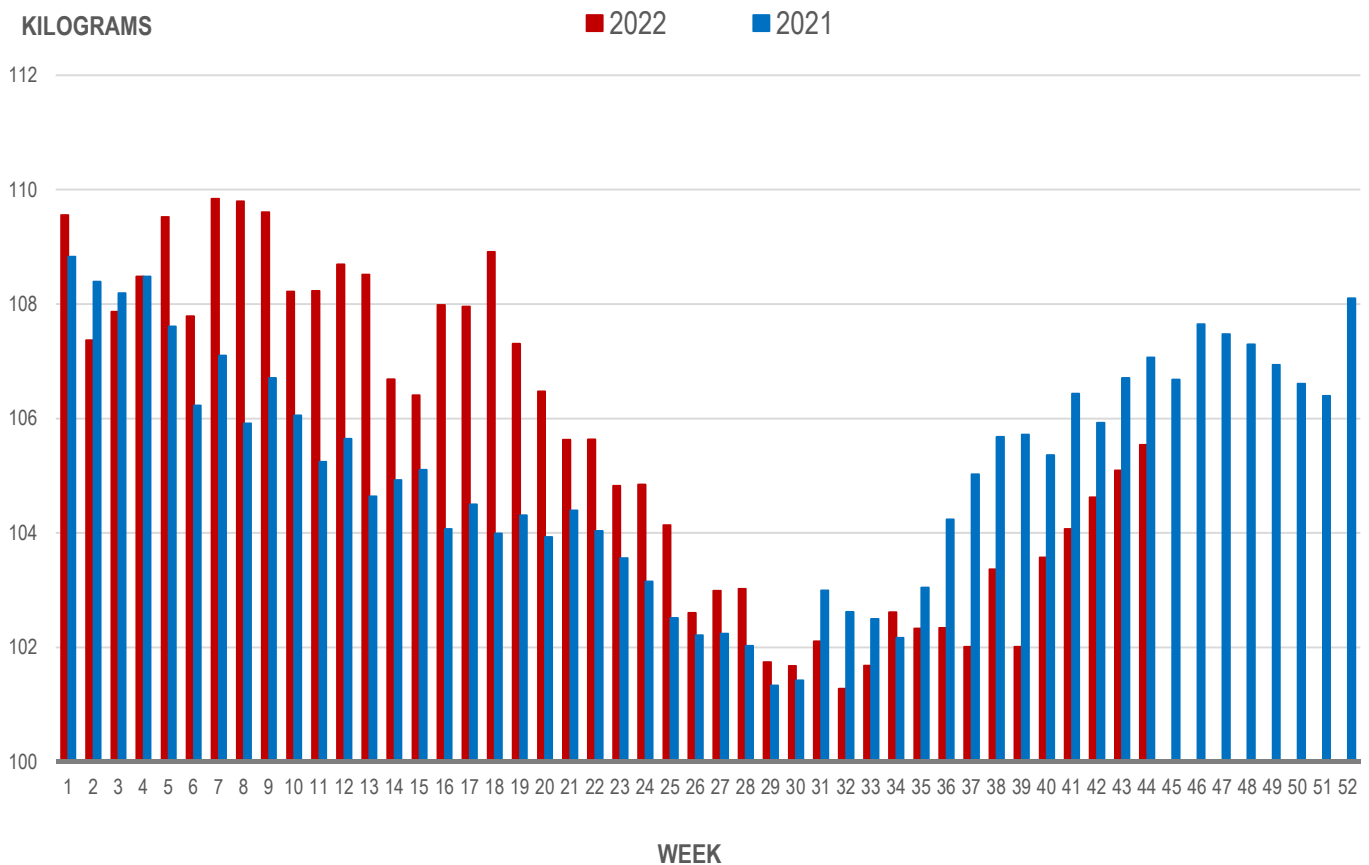
Source: Manitoba major processors

Average Weight of Hogs Processed by Major Processors, Kg

Week	Week ending date	2022	2021	Change from Previous Week	Change from Previous Year
41	2022-10-14	104.07	106.44	0.5%	-2.2%
42	2022-10-21	104.62	105.92	0.5%	-1.2%
43	2022-10-28	105.09	106.71	0.4%	-1.5%
44	2022-11-04	105.54	107.07	0.4%	-1.4%
Four week average		104.83	106.53	-	-1.6%

Source: Manitoba major processors.

AVERAGE WEIGHT OF HOGS PROCESSED BY MAJOR PROCESSORS WEEKLY



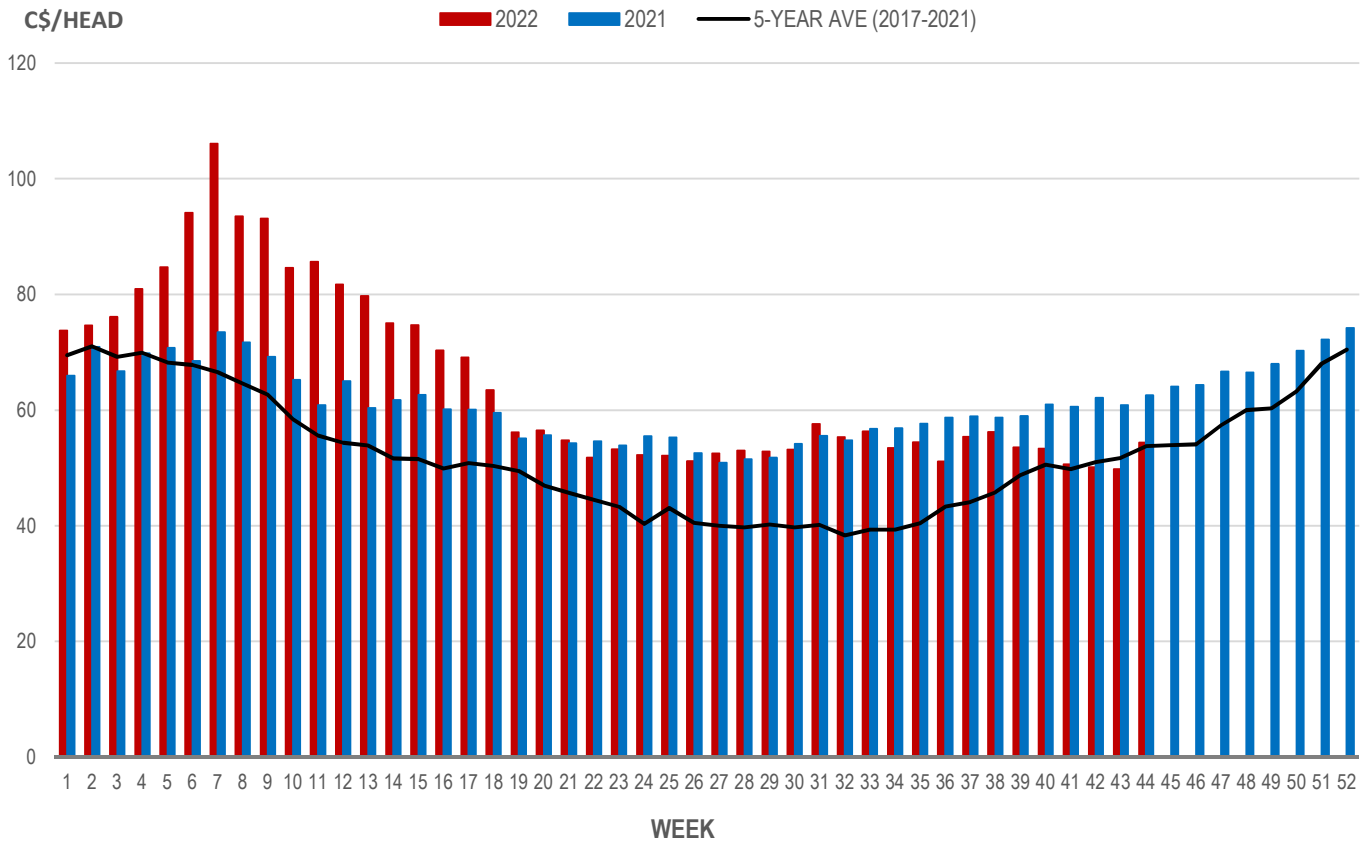
Source: Manitoba major processors

Weaning Pigs (U.S. Total Composite Weighted Average Price per Head)

	Formula and Cash Low, US\$/Head	Formula and Cash High, US\$/Head	Wtd Avg Price, US\$/Head	Wtd Avg Price, C\$/Head
Early Weaned (10-12 lb)	26.00	50.41	40.19	54.32
Feeder Pigs (40 lb)	50.00	60.00	57.29	77.44

Source: USDA, AMS

EARLY WEANED PIGS (U.S. TOTAL COMPOSITE WEIGHTED AVERAGE PRICE PER HEAD) WEEKLY



Source: USDA, AMS

Contact us

Go to manitoba.ca/agriculture and click on Markets and Statistics
 Email us at industryintelligence@gov.mb.ca
 Follow us on Twitter @MBGovAg