

## MANITOBA MARKETS

# Hog Prices



October 11, 2022

For definitions of how data is collected and calculated, please see

[MANITOBA MARKETS DEFINITIONS AND METHODOLOGIES](#)

### Exchange rates (Friday close)

1 US \$ = C \$1.3712

1 EURO = C \$1.3384

1 Yen = C \$0.00944

<https://www.bankofcanada.ca/rates/exchange/daily-exchange-rates/>

View the interactive hog dashboards for current and historical charts:

<https://www.gov.mb.ca/agriculture/markets-and-statistics/livestock-statistics/livestock-market-prices-current.html>

## Manitoba Weighted Average Carcass Prices (including premiums and discounts)

### All In Weights C\$/100 kg

Week	Week ending date	2022	2021	Change from Previous Week	Change from Previous Year
37	2022-09-16	251.55	232.26	-2.5%	8.3%
38	2022-09-23	255.37	230.30	1.5%	10.9%
39	2022-09-30	254.49	231.49	-0.3%	9.9%
40	2022-10-07	251.46	230.33	-1.2%	9.2%
<b>Four week average</b>		<b>253.22</b>	<b>231.10</b>	<b>-</b>	<b>9.6%</b>

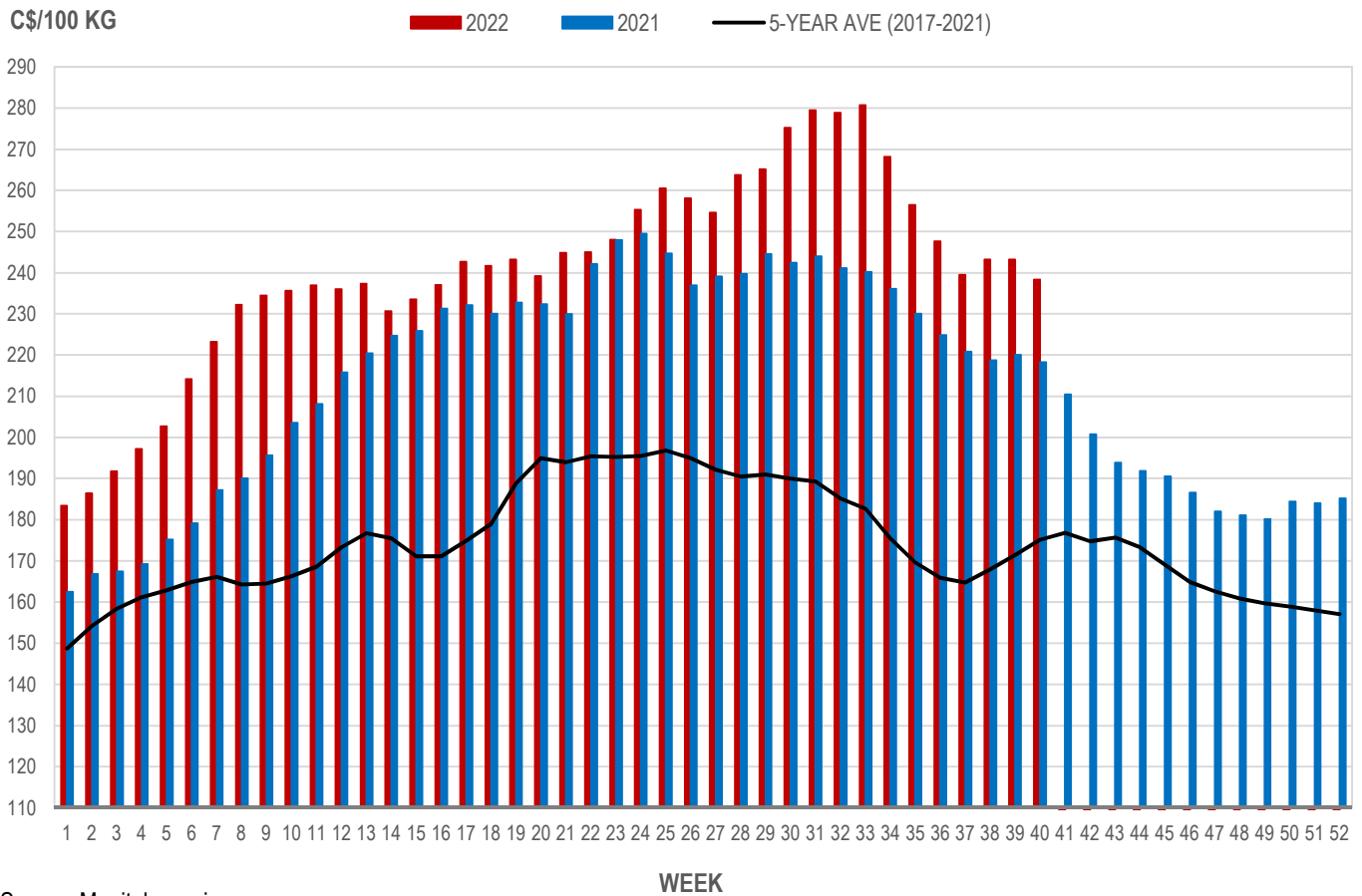
Source: Manitoba major processors.

### Index 100, C\$/100 kg

Week	Week ending date	2022	2021	Change from Previous Week	Change from Previous Year
37	2022-09-16	239.48	220.88	-3.3%	8.4%
38	2022-09-23	243.19	218.73	1.5%	11.2%
39	2022-09-30	243.17	220.01	0.0%	10.5%
40	2022-10-07	238.28	218.23	-2.0%	9.2%
<b>Four week average</b>		<b>241.03</b>	<b>219.46</b>	<b>-</b>	<b>9.8%</b>

Source: Manitoba major processors.

### MANITOBA WEIGHTED AVERAGE INDEX 100 HOG PRICES WEEKLY



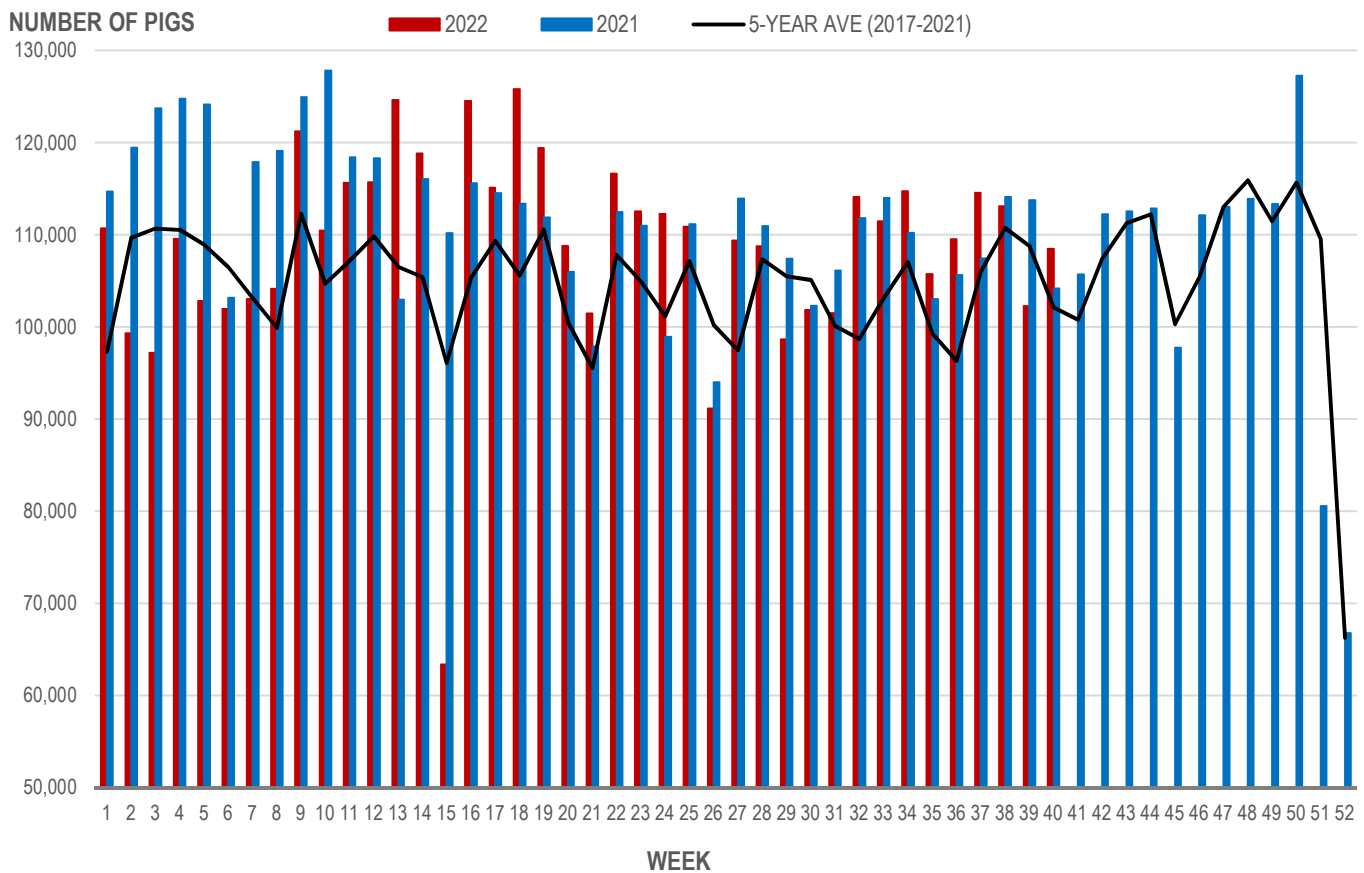
Source: Manitoba major processors

## Number of Pigs Processed by Major Processors

Week	Week ending date	2022	2021	Change from Previous Week	Change from Previous Year
37	2022-09-16	114,536	107,439	4.6%	6.6%
38	2022-09-23	113,086	114,125	-1.3%	-0.9%
39	2022-09-30	102,279	113,766	-9.6%	-10.1%
40	2022-10-07	108,473	104,159	6.1%	4.1%
<b>Four week average</b>		<b>109,594</b>	<b>109,872</b>	<b>-</b>	<b>-0.3%</b>

Source: Manitoba major processors.

## NUMBER OF PIGS PROCESSED BY MAJOR PROCESSORS WEEKLY



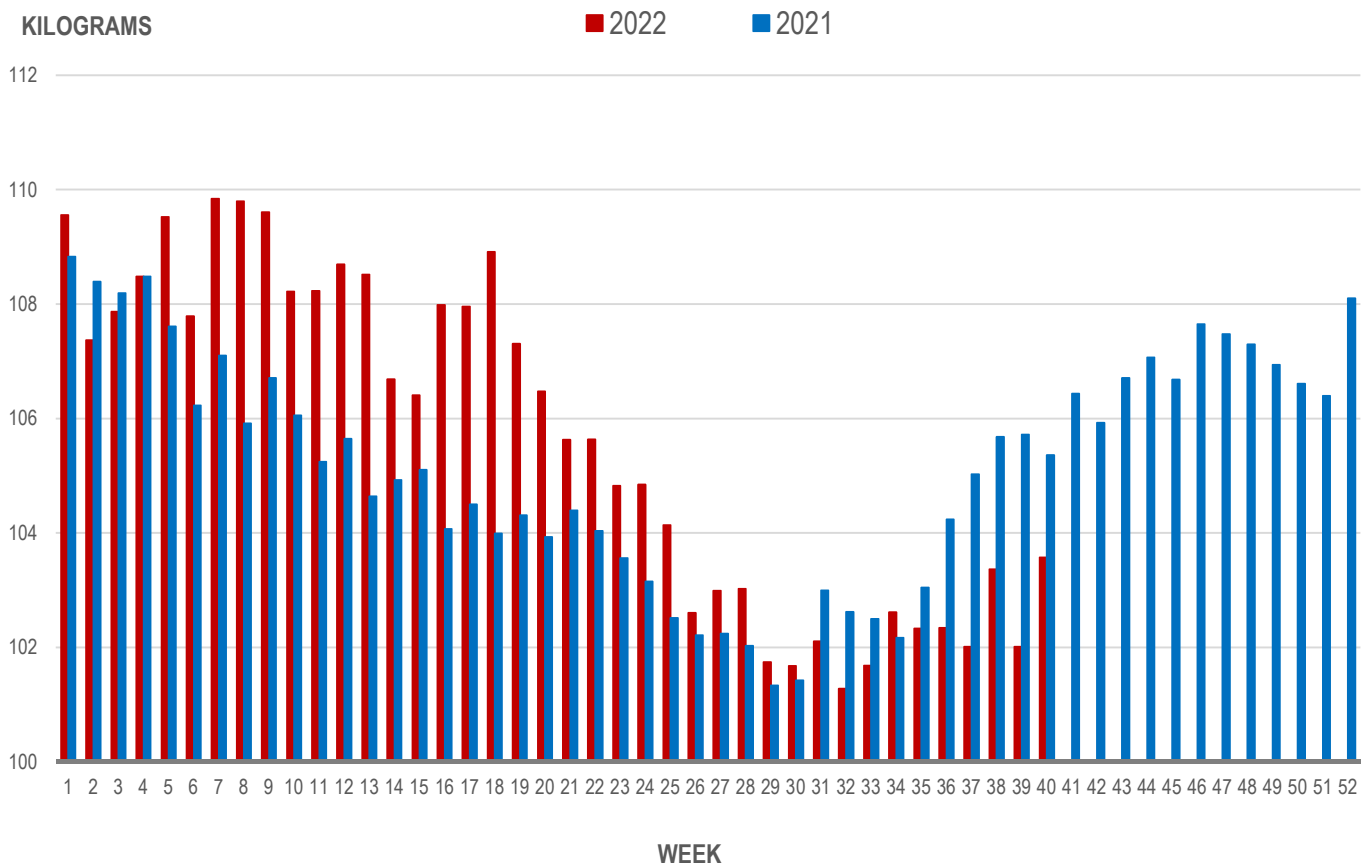
Source: Manitoba major processors

## Average Weight of Hogs Processed by Major Processors, Kg

Week	Week ending date	2022	2021	Change from Previous Week	Change from Previous Year
37	2022-09-16	102.01	105.02	-0.3%	-2.9%
38	2022-09-23	103.36	105.67	1.3%	-2.2%
39	2022-09-30	102.01	105.72	-1.3%	-3.5%
40	2022-10-07	103.57	105.36	1.5%	-1.7%
<b>Four week average</b>		<b>102.74</b>	<b>105.44</b>	<b>-</b>	<b>-2.6%</b>

Source: Manitoba major processors.

## AVERAGE WEIGHT OF HOGS PROCESSED BY MAJOR PROCESSORS WEEKLY



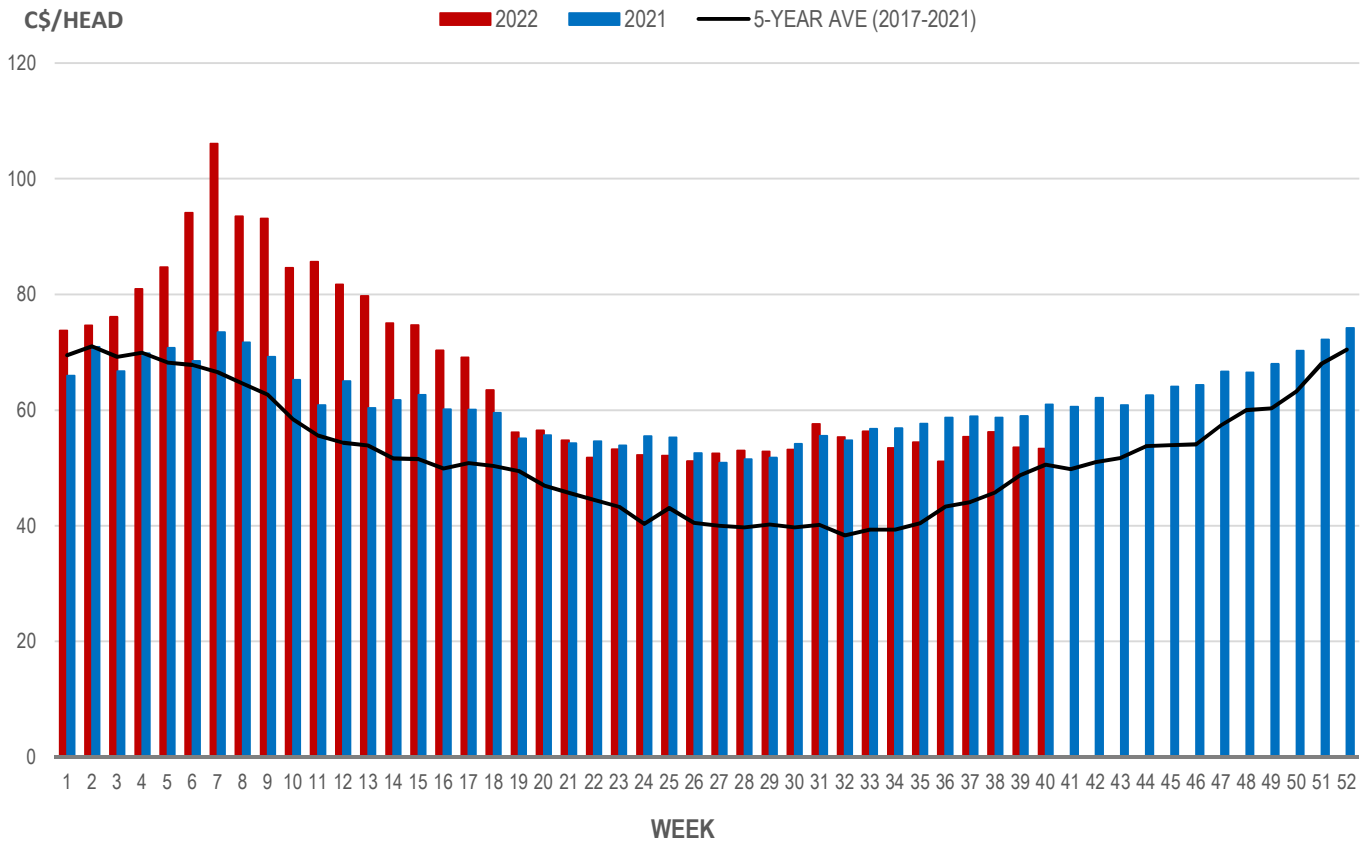
Source: Manitoba major processors

### Weaning Pigs (U.S. Total Composite Weighted Average Price per Head)

	Formula and Cash Low, US\$/Head	Formula and Cash High, US\$/Head	Wtd Avg Price, US\$/Head	Wtd Avg Price, C\$/Head
Early Weaned (10-12 lb)	20.00	56.04	38.31	53.31
Feeder Pigs (40 lb)	45.00	58.00	50.58	69.36

Source: USDA, AMS

### EARLY WEANED PIGS (U.S. TOTAL COMPOSITE WEIGHTED AVERAGE PRICE PER HEAD) WEEKLY



Source: USDA, AMS

### Contact us

Go to [manitoba.ca/agriculture](http://manitoba.ca/agriculture) and click on Markets and Statistics

Email us at [industryintelligence@gov.mb.ca](mailto:industryintelligence@gov.mb.ca)

Follow us on Twitter @MBGovAg