

MANITOBA MARKETS

Hog Prices



August 16, 2022

For definitions of how data is collected and calculated, please see
[MANITOBA MARKETS DEFINITIONS AND METHODOLOGIES](#)

Exchange rates (Friday close)

1 US \$ = C \$1.2783

1 EURO = C \$1.3121

1 Yen = C \$0.00957

<https://www.bankofcanada.ca/rates/exchange/daily-exchange-rates/>

View the interactive hog dashboards for current and historical charts:

<https://www.gov.mb.ca/agriculture/markets-and-statistics/livestock-statistics/livestock-market-prices-current.html>

Manitoba Weighted Average Carcass Prices (including premiums and discounts)

All In Weights C\$/100 kg

Week	Week ending date	2022	2021	Change from Previous Week	Change from Previous Year
29	2022-07-22	277.50	256.94	0.2%	8.0%
30	2022-07-29	289.75	255.07	4.4%	13.6%
31	2022-08-05	292.21	254.84	0.8%	14.7%
32	2022-08-12	292.67	253.23	0.2%	15.6%
Four week average		288.03	255.02	-	12.9%

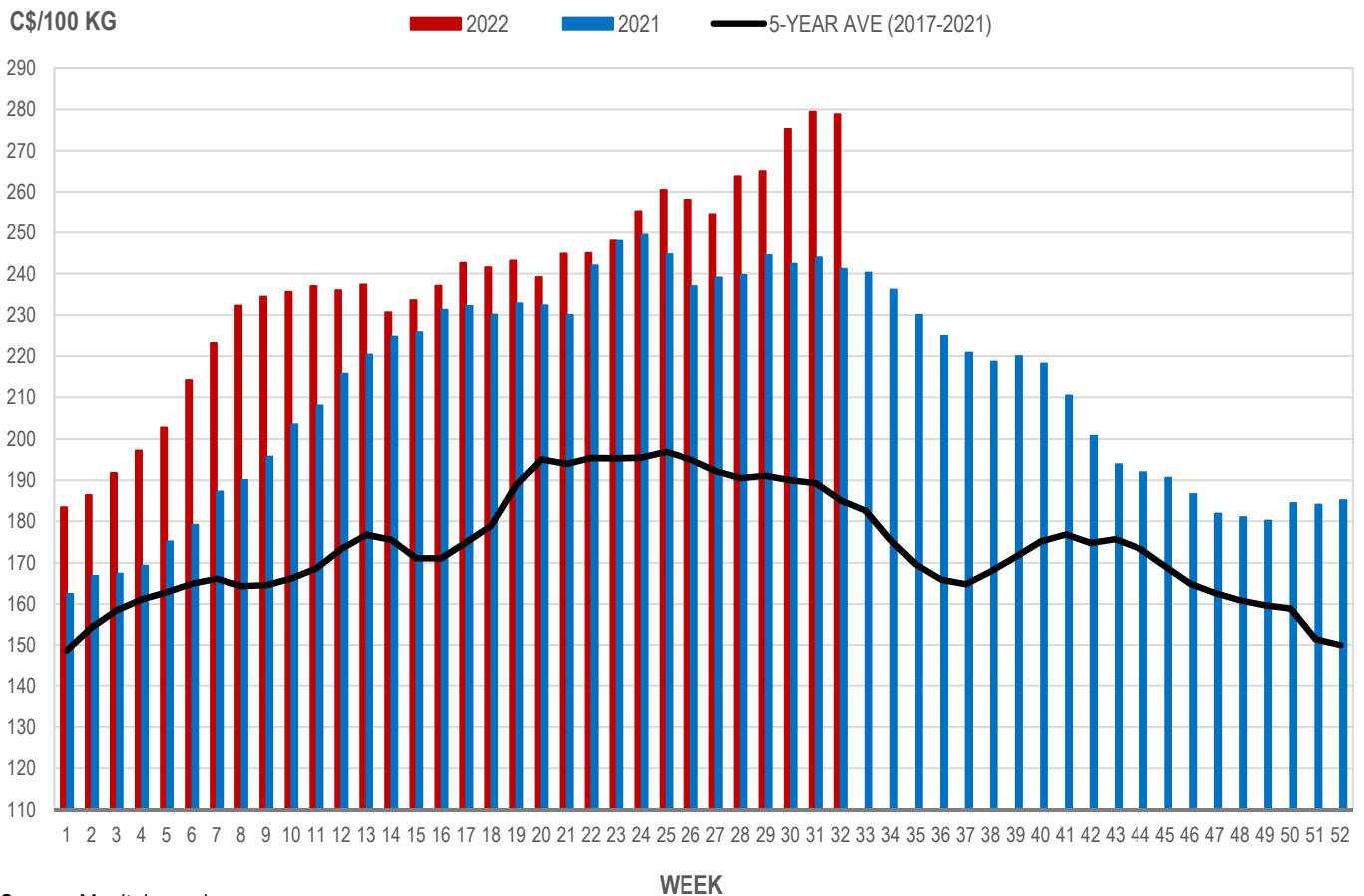
Source: Manitoba major processors.

Index 100, C\$/100 kg

Week	Week ending date	2022	2021	Change from Previous Week	Change from Previous Year
29	2022-07-22	265.09	244.51	0.5%	8.4%
30	2022-07-29	275.22	242.42	3.8%	13.5%
31	2022-08-05	279.43	243.98	1.5%	14.5%
32	2022-08-12	278.83	241.12	-0.2%	15.6%
Four week average		274.65	243.01	-	13.0%

Source: Manitoba major processors.

MANITOBA WEIGHTED AVERAGE INDEX 100 HOG PRICES WEEKLY



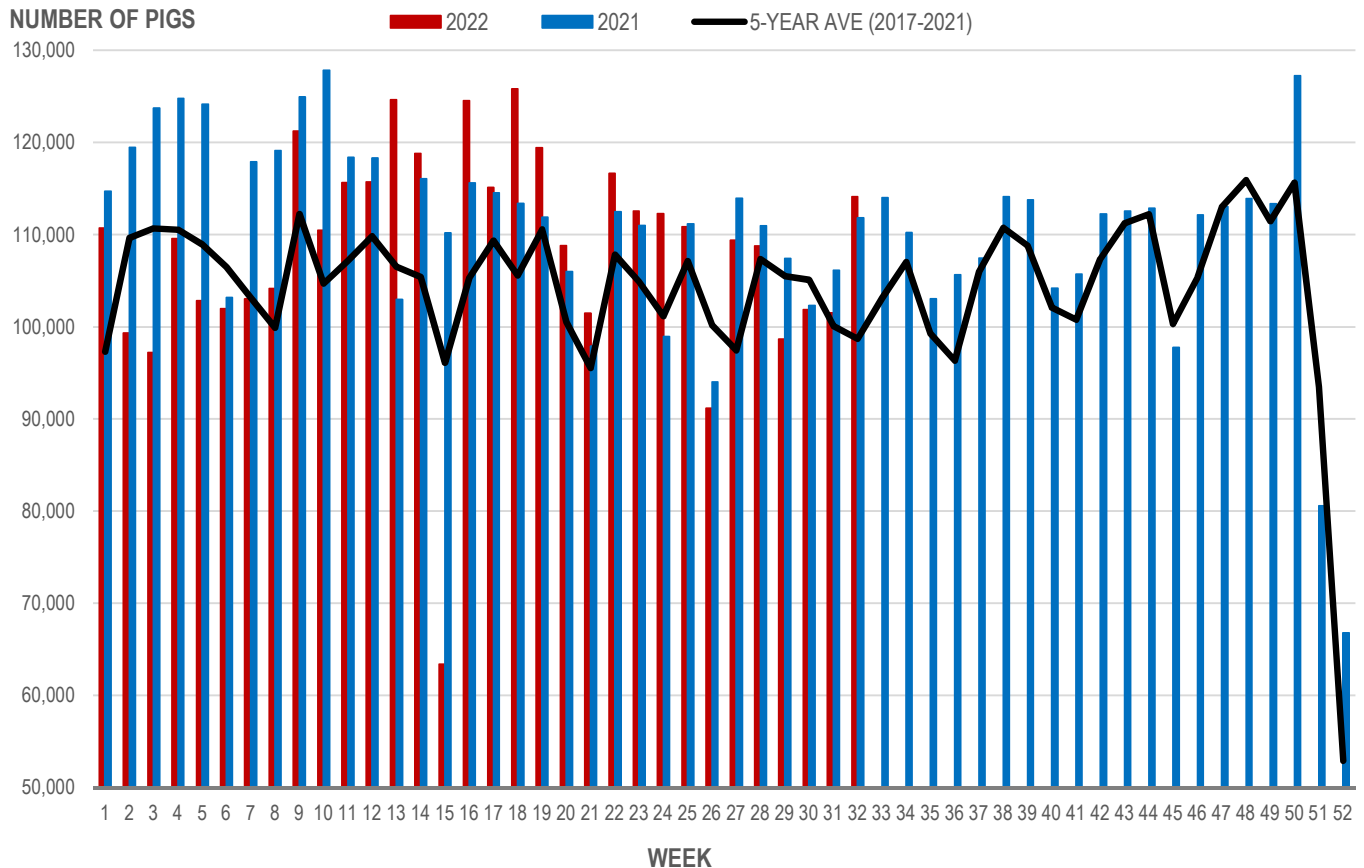
Source: Manitoba major processors

Number of Pigs Processed by Major Processors

Week	Week ending date	2022	2021	Change from Previous Week	Change from Previous Year
29	2022-07-22	98,673	107,392	-9.3%	-8.1%
30	2022-07-29	101,873	102,298	3.2%	-0.4%
31	2022-08-05	101,472	106,126	-0.4%	-4.4%
32	2022-08-12	114,119	111,786	12.5%	2.1%
Four week average		104,034	106,901	-	-2.7%

Source: Manitoba major processors.

NUMBER OF PIGS PROCESSED BY MAJOR PROCESSORS WEEKLY



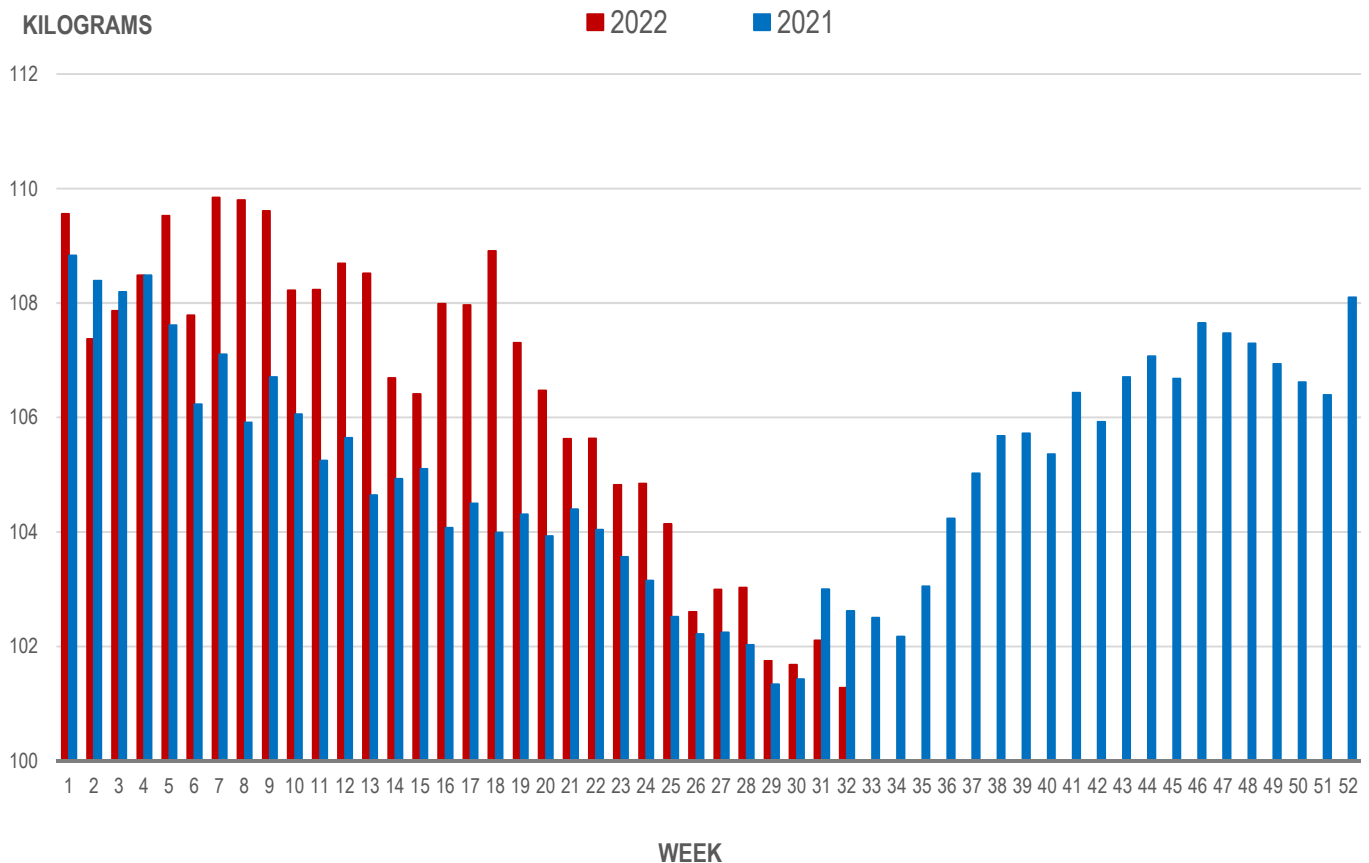
Source: Manitoba major processors

Average Weight of Hogs Processed by Major Processors, Kg

Week	Week ending date	2022	2021	Change from Previous Week	Change from Previous Year
29	2022-07-22	101.74	101.33	-1.2%	0.4%
30	2022-07-29	101.68	101.42	-0.1%	0.3%
31	2022-08-05	102.10	103.00	0.4%	-0.9%
32	2022-08-12	101.28	102.62	-0.8%	-1.3%
Four week average		101.70	102.09	-	-0.4%

Source: Manitoba major processors.

AVERAGE WEIGHT OF HOGS PROCESSED BY MAJOR PROCESSORS WEEKLY



Source: Manitoba major processors

CME FUTURES PRICES, US\$/lb, Friday settle price

	LEAN HOG	Change *	PORK CUTOUT	Change *
Aug 2022	121.73	0.90	123.60	-1.88
Oct 2022	100.03	1.63	109.98	1.05
Dec 2022	90.38	1.55	100.35	1.40
Feb 2023	92.75	1.45	101.88	1.78
Apr 2023	95.18	1.35	102.28	1.38
May 2023	98.65	1.15	105.15	1.38
Jun 2023	103.08	1.23	109.35	0.90
Jul 2023	102.53	1.20	108.10	0.90
Aug 2023	100.48	1.52	107.58	0.90
Oct 2023	87.85	5.50	98.38	0.90
Dec 2023	81.75	6.58	91.75	0.90

Source: CME

* Price change from previous week, US\$

MAPLE LEAF Sig #4 - Contract Prices Top of Range

	Sig #4 Price C\$/100 kg	Change *
Sep 2022	219.62	1.84
Oct 2022	223.23	3.90
Nov 2022	211.31	1.90
Dec 2022	202.23	2.01
Jan 2023	200.34	1.12
Feb 2023	207.83	1.03
Mar 2023	203.79	0.71
Apr 2023	212.72	1.34

Source: HAMs Marketing

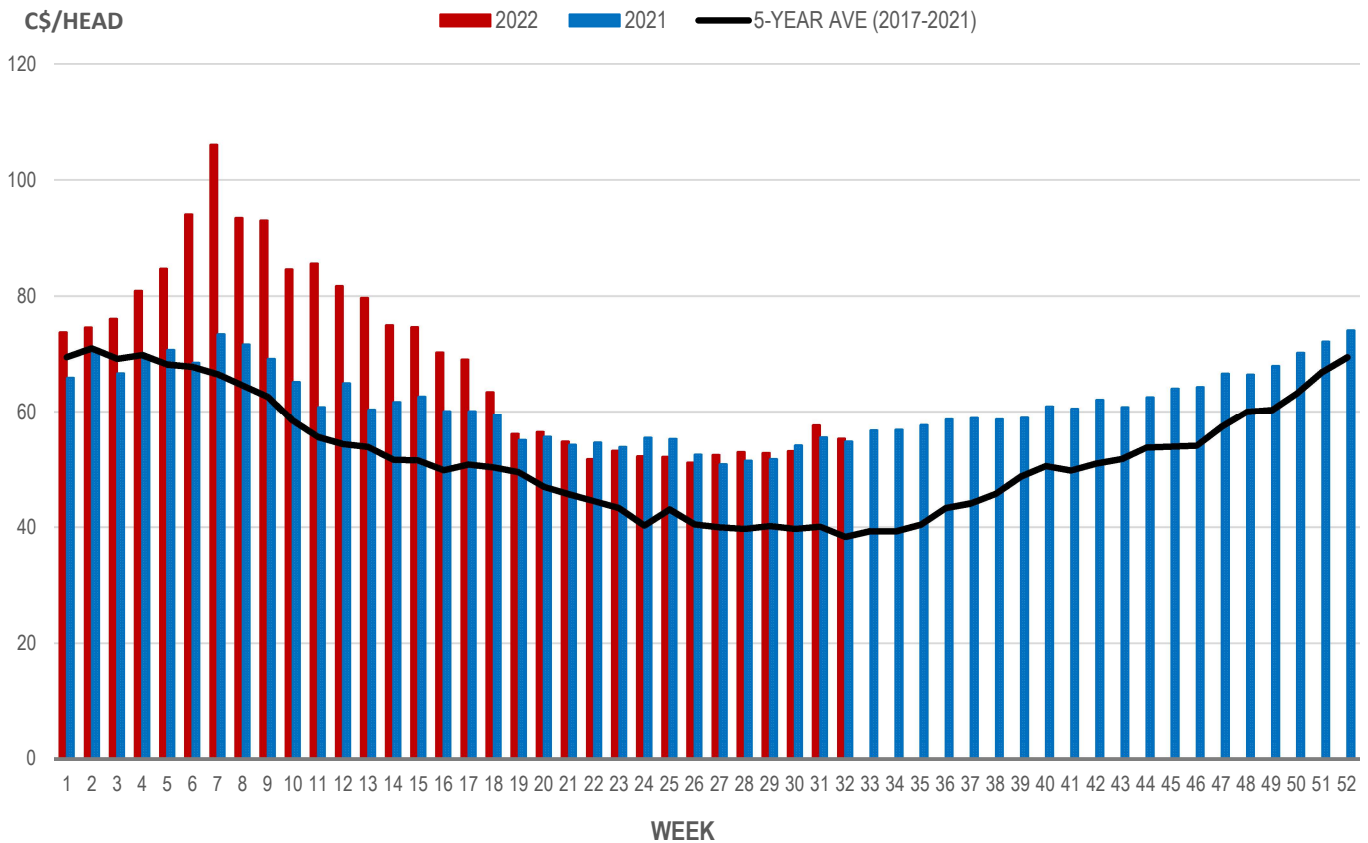
* Price change from previous week, C\$

Weaning Pigs (U.S. Total Composite Weighted Average Price per Head)

	Formula and Cash Low, US\$/Head	Formula and Cash High, US\$/Head	Wtd Avg Price, US\$/Head	Wtd Avg Price, C\$/Head
Early Weaned (10-12 lb)	31.01	52.00	43.29	55.34
Feeder Pigs (40 lb)	65.00	72.50	69.61	88.98

Source: USDA, AMS

EARLY WEANED PIGS (U.S. TOTAL COMPOSITE WEIGHTED AVERAGE PRICE PER HEAD) WEEKLY



Source: USDA, AMS

Contact us

Go to manitoba.ca/agriculture and click on Markets and Statistics

Email us at industryintelligence@gov.mb.ca

Follow us on Twitter @MBGovAg