

MANITOBA ANALYTICS

Food Manufacturing Sales 2022



May 31, 2023

The food manufacturing industry is the largest manufacturing industry in Manitoba, in terms of sales, accounting for 32 per cent of the province's total manufacturing sales in 2022. Manitoba posted food manufacturing sales of \$8 billion in 2022, up \$1.2 billion, or 17.2 per cent from \$6.8 billion in 2021. For the past five years, food manufacturing has contributed an average of \$6.1 billion to Manitoba's economy each year (not adjusted for inflation).

Meat product manufacturing continues to be the largest food manufacturing sector in Manitoba. In 2022, meat manufacturing reached \$2.6 billion in sales, accounting for 32 per cent of the total food manufacturing sales. Grain and oilseed milling, the second-largest food manufacturing sector, registered sales value of \$2.3 billion. This accounted for 29 per cent of the total food manufacturing sales. In 2022, dairy product manufacturing and animal food manufacturing reached \$958 million and \$628 million in sales value, respectively.

Among all food manufacturing sectors, grains and oilseeds products, and animal foods showed the largest percentage increase in sales in 2022, compared to 2021. Grain and oilseed product sales increased by 33.1 per cent from \$1.7 billion in 2021 to \$2.3 billion in 2022, mainly due to high prices for canola and canola products. Animal food sales increased by 30.6 per cent, reaching \$628 million in 2022. Meat product sales increased by 6.2 per cent from \$2.4 billion in 2021 to \$2.6 billion in 2022. Dairy product manufacturing also saw an increase of 4.9 per cent compared to the previous year.

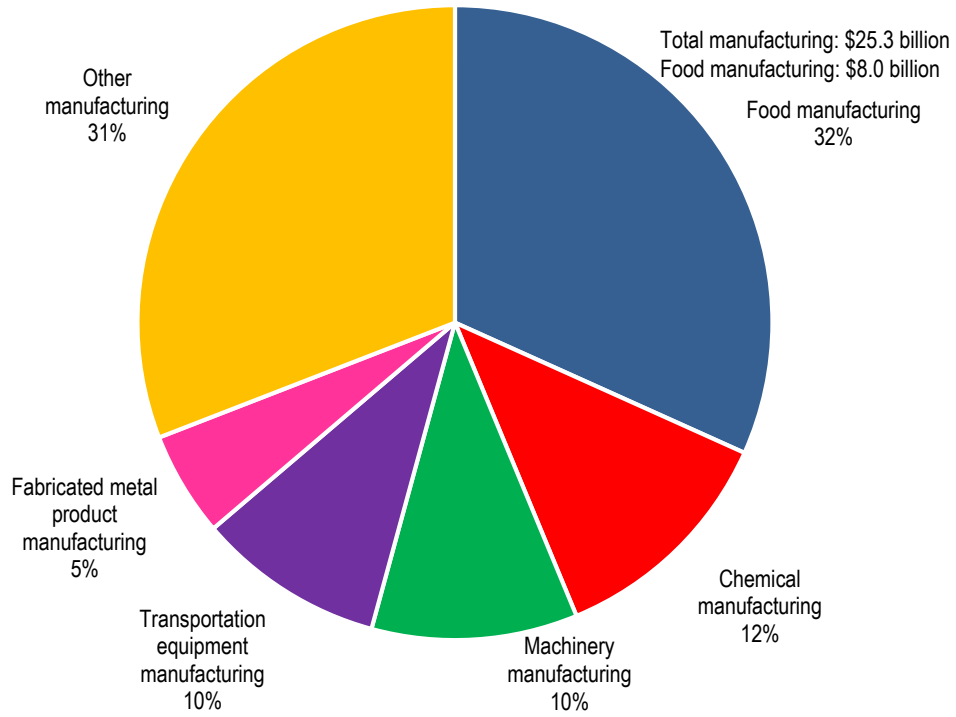
Over the last six years, Manitoba food manufacturing sales have fluctuated between \$5.2 and \$8 billion. Food manufacturing sales decreased in 2018 by 6.6 per cent compared to 2017, and then rose again in 2019, reaching \$4.92 billion. Since then, food manufacturing sales in Manitoba have increased, reaching a new record of \$8 billion in 2022.

Canadian food manufacturing sales set a record in 2022 at \$135 billion, topping 2021 by 9.9 per cent. This was a broad and general rise, with most provinces individually achieving record sales in 2022. Manitoba's share of Canadian food manufacturing sales was 5.9 per cent.

FOOD MANUFACTURING SALES 2021-2022 (\$ Thousand CAN)

Commodity Type	2021	2022	Difference (2022-2021)	Percentage change 2022/2021
Meat product	\$2,445,863	\$2,597,685	\$151,822	6.21
Grain and oilseed	\$1,737,839	\$2,313,167	\$575,328	33.11
Dairy product	\$913,945	\$958,433	\$44,488	4.87
Animal foods	\$481,199	\$628,574	\$147,375	30.63
Others	\$1,267,055	\$1,524,251	\$257,196	20.30
Total food manufacturing	\$6,845,901	\$8,022,110	\$1,176,209	17.18

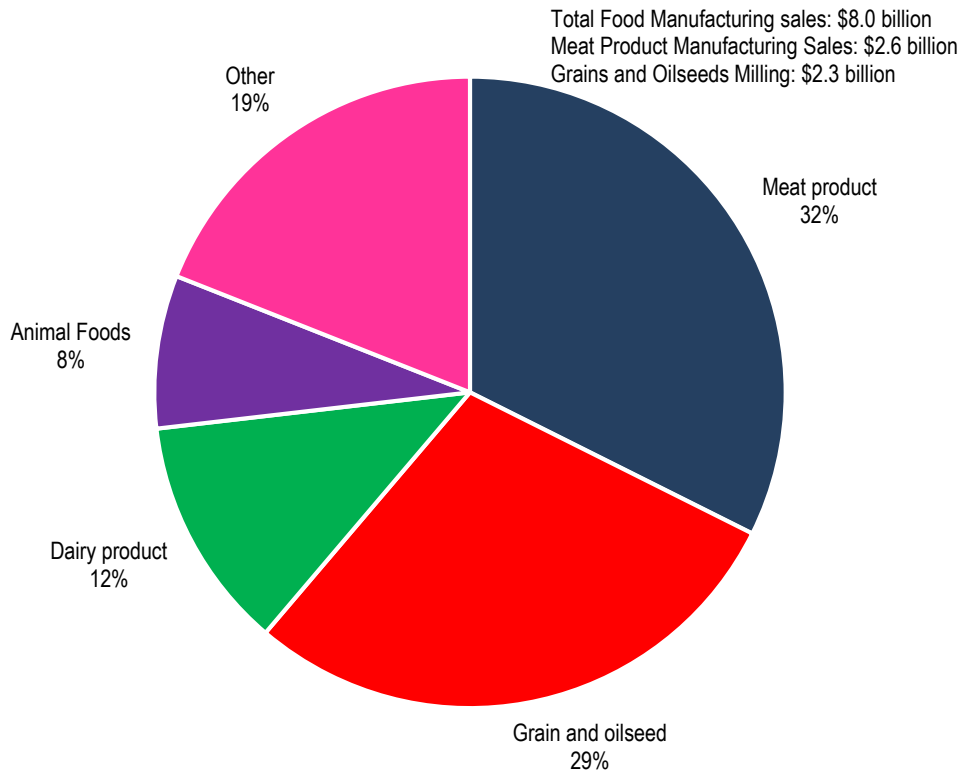
TOP FIVE SECTORS CONTRIBUTING TO MANUFACTURING SALES IN MANITOBA, 2022



Source: Statistics Canada Table 16-10-0048-01

Manitoba Agriculture, Foresight and Analysis 2023-05-31

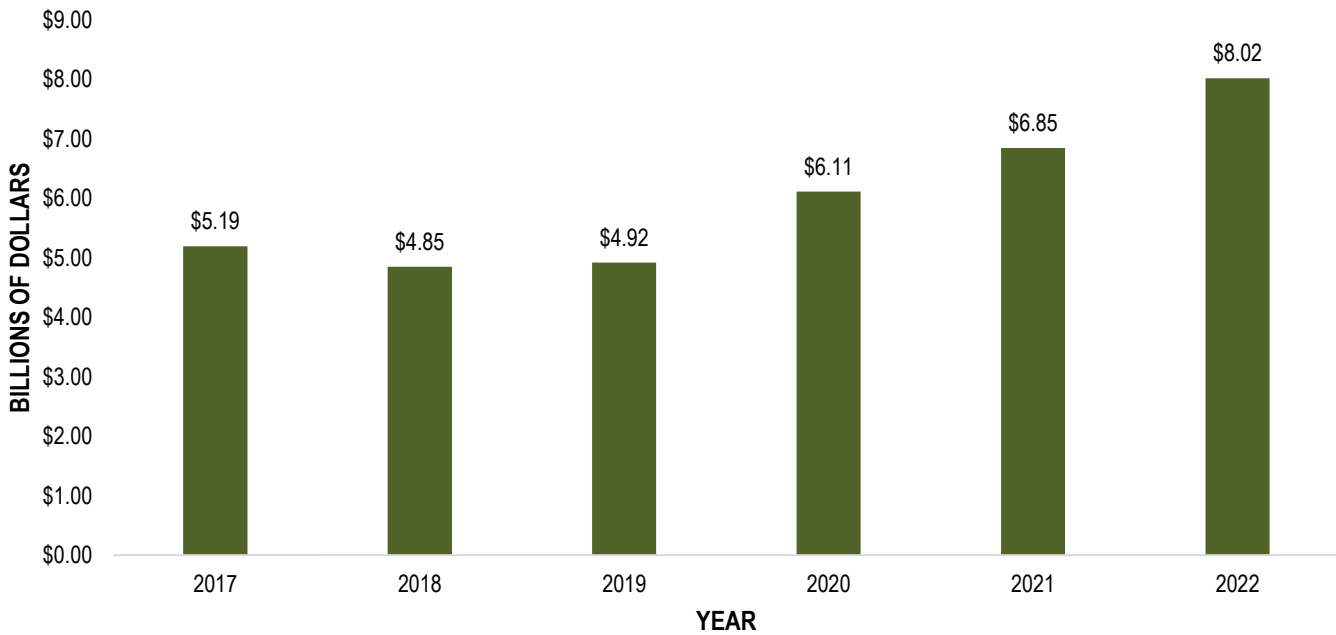
FOOD AND BEVERAGE MANUFACTURING SALES BY COMMODITY IN MANITOBA, 2022



Source: Statistics Canada Table 16-10-0048-01

Manitoba Agriculture, Foresight and Analysis 2023-05-31

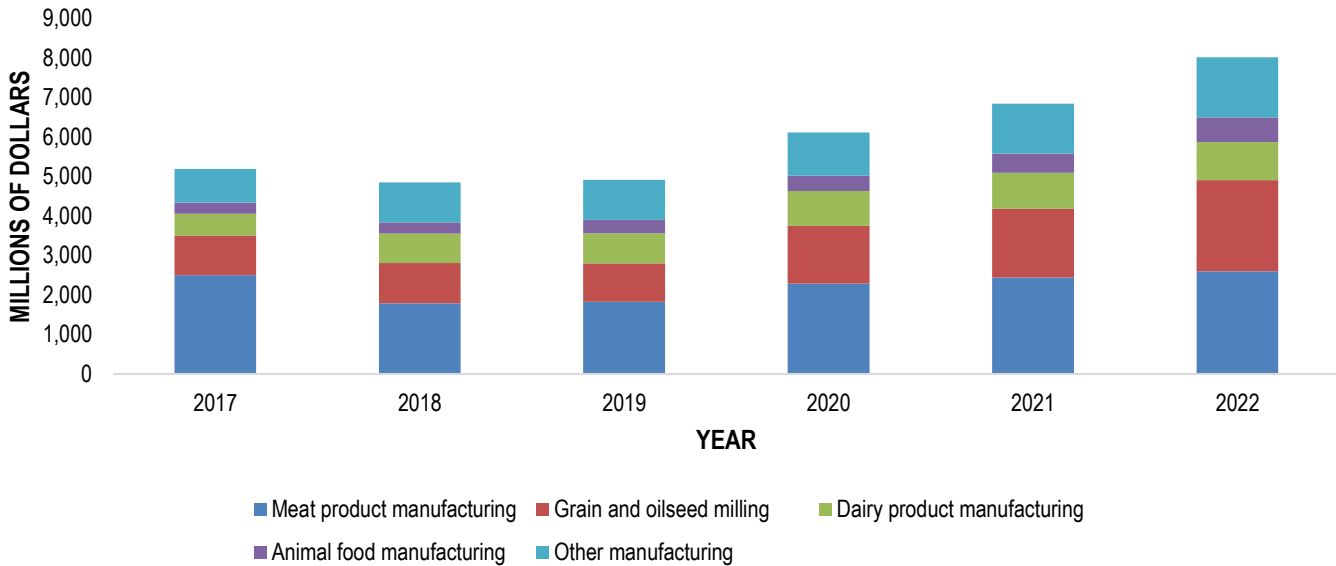
TRENDS IN MANITOBA FOOD MANUFACTURING SALES 2017-2022



Source: Statistics Canada Table 16-10-0048-01

Manitoba Agriculture, Foresight and Analysis 2023-05-31

MANITOBA FOOD MANUFACTURING SALES BY COMMODITY 2017-2022



Source: Statistics Canada Table 16-10-0048-01

Manitoba Agriculture, Foresight and Analysis 2023-05-31

Contact us

- Go to manitoba.ca/agriculture and click on [Markets and Statistics](#).
- Email us at industryintelligence@gov.mb.ca.
- Follow us on Twitter @MBGovAg.

